

BLUE STAR

Power Systems Inc.

Diesel Product Line

208-600 Volt

JD125-02

60 Hz / 1800 RPM

125 kWe / 110 kWe

Standby / Prime

Ratings

	240V	208V	240V	480V	600V
Phase	1	3	3	3	3
PF	1.0	0.8	0.8	0.8	0.8
Hz	60	60	60	60	60
Generator Model	431CSL6204	363CSL1607	36CSL1607	363CSL1607	363PSL1658
Connection	12 LEAD ZIG-ZAG	12 LEAD WYE	12 LEAD DELTA	12 LEAD WYE	4 LEAD WYE
Standby					
kWe	125	125	125	125	125
AMPS	521	434	376	188	151
Temp Rise	130°C / 27°C	130°C / 27°C	130°C / 27°C	130°C / 27°C	130°C / 27°C
Prime [Only Available For Mobile Applications]					
kWe	110	110	110	110	110
AMPS	458	382	331	166	132
Temp Rise	105°C / 40°C	105°C / 40°C	105°C / 40°C	105°C / 40°C	105°C / 40°C

Standard Equipment

Engine

- ▶ Radiator Cooled Unit Mounted (50°C)
- ▶ Blower Fan & Fan Drive
- ▶ Starter & Alternator
- ▶ Oil Pump & Filter
- ▶ Oil Drain Extension w/Valve
- ▶ Governor - Electronic Isochronous
- ▶ 12V Battery System & Cables
- ▶ SAE Flywheel Housing
- ▶ Air Cleaner (Dry Single Stage)
- ▶ Flexible Fuel Connectors
- ▶ EPA Certified - Tier 3

Generator

- ▶ Brushless Single Bearing
- ▶ Automatic Voltage Regulator
- ▶ ± 1.0% Voltage Regulation
- ▶ 4 Pole, Rotating Field
- ▶ 130°C Standby Temperature Rise
- ▶ 105°C Prime Temperature Rise
- ▶ 100% of Rated Load - One Step
- ▶ 5% Maximum Harmonic Content
- ▶ NEMA MG 1, IEEE and ANSI standards compliance for temperature rise

Additional

- ▶ UL 2200 Listed
- ▶ cUL Listed
- ▶ Microprocessor Based Digital Control
- ▶ Base - Formed Steel
- ▶ Main Line Circuit Breaker Mounted & Wired
- ▶ Critical Grade Silencer Mounted
- ▶ Battery Charger 12V 6 Amp
- ▶ Jacket Water Heater -20°F 1500W 120V w/Isolation Valves
- ▶ Vibration Isolation Mounts
- ▶ Radiator Duct Flange (OPU Only)
- ▶ Single Source Supplier
- ▶ 2YR / 2000HR Standby Warranty
- ▶ 1YR / 1500HR Prime Warranty
- ▶ Standard Colors - White / Tan / Gray



Diesel Product Line

125 kWe / 110 kWe



Application Data

Engine

Manufacturer:	John Deere	Displacement - Cu. In. (lit):	275 (4.5)
Model:	4045HF285	Bore - in. (cm) x Stroke - in. (cm):	4.19 (10.6) x 5.0 (12.7)
Type:	4-Cycle	Compression Ratio:	19.0:1
Aspiration:	Turbo Charged, CAC	Rated RPM:	1800
Cylinder Arrangement:	4 Cylinder Inline	Max HP Stby (kWm):	197 (147)

Exhaust System

	Standby	Prime
Gas Temp. (Stack): °F (°C)	1076 (580)	1062 (572)
Gas Volume at Stack Temp: CFM (m³/min)	953 (27.0)	869 (24.6)
Maximum Allowable Exhaust Restriction: in. H2O (kPa)	30.0 (7.5)	30.0 (7.5)

Cooling System

Ambient Capacity of Radiator: °F (°C)	122 (50.0)	122 (50.0)
Maximum Allowable Static Pressure on Rad. Exhaust: in. H2O (kPa)	0.5 (0.12)	0.5 (0.12)
Water Pump Flow Rate: Gpm (lit/min)	48 (180)	48 (180)
Heat Rejection to Coolant: BTUM (kW)	4,098 (72.0)	3,643 (64.0)
Heat Rejection to CAC: BTUM (kW)	1,508 (26.5)	1,295 (22.8)
Heat Radiated to Ambient: BTUM (kW)	1,457 (25.5)	1,252 (21.9)

Air Requirements

Aspirating: CFM (m³/min)	341 (9.65)	311 (8.8)
Air Flow Required for Rad. Cooled Unit: CFM (m³/min)	7,845 (222)	7,845 (222)
Air Flow Required for Heat Exchanger/Rem. Rad. CFM (m³/min)	Consult Factory For Remote Cooled Applications	

Fuel Consumption

At 100% of Power Rating: gal/hr (lit/hr)	9.86 (37.3)	9.15 (34.7)
At 75% of Power Rating: gal/hr (lit/hr)	7.63 (28.9)	7.08 (26.8)
At 50% of Power Rating: gal/hr (lit/hr)	5.56 (21.1)	5.13 (19.4)

Fluids Capacity

Total Oil System: gal (lit)	3.88 (14.7)	3.88 (14.7)
Engine Jacket Water Capacity: gal (lit)	2.25 (8.5)	2.25 (8.5)
System Coolant Capacity: gal (lit)	5.4 (20.4)	5.4 (20.4)

Deration Factors

Rated Power is available up to 7500 ft (2286 m) standby and 10,000 ft (3048 m) prime at ambient temperatures to 122°F (50°C).
Consult factory for site conditions above these parameters.

DGC-2020 Control Panel

Standard Features

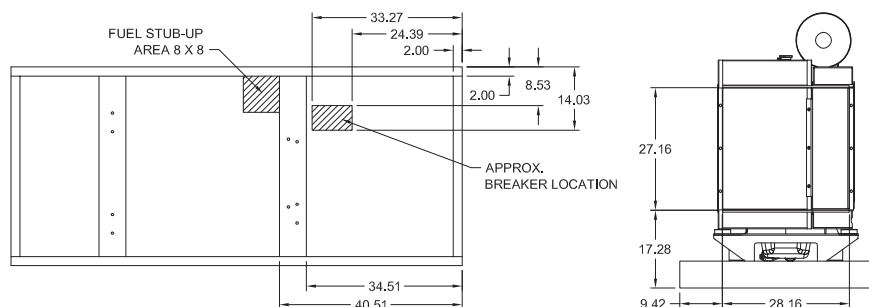
- ▶ Digital Metering
- ▶ Engine Parameters
- ▶ Generator Protection Functions
- ▶ Engine Protection
- ▶ CAN Bus ECU Communications
- ▶ Windows-Based Software
- ▶ Multilingual Capability
- ▶ Remote Communications to RDP-110 Remote Annunciator
- ▶ 16 Programmable Contact Inputs
- ▶ Up to 15 Contact Outputs (7 standard)
- ▶ UL Recognized, CSA Certified, CE Approved
- ▶ Event Recording
- ▶ IP 54 Front Panel Rating with Integrated Gasket
- ▶ NFPA 110 Level 1 Compatible



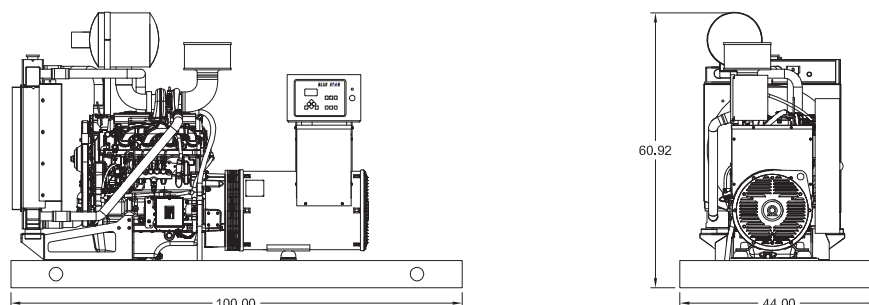
Weights / Dimensions / Sound Data

	L x W x H	Weight lbs
OPU	100 x 44 x 61 in	2650
Level 1	100 x 44 x 74 in	3175
Level 2	100 x 44 x 92 in	3435
Level 3	132 x 44 x 84 in	3625

Height measured from bottom of base to exhaust stack.



	No Load	Full Load
OPU	82 dBA	86 dBA
Level 1	79 dBA	82 dBA
Level 2	78 dBA	81 dBA
Level 3	69 dBA	72 dBA



Drawings based on standard open power 480 volt standby generator. Lengths may vary with other voltages. Subject to change without notice. Sound data as measured at 23 feet (7 meters) in accordance with ISO 8528-10 at standby rating.

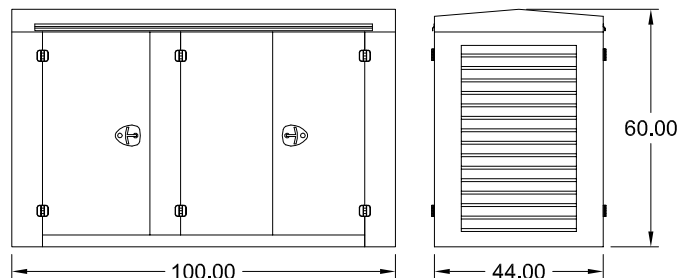
Diesel Product Line

125 kWe / 110 kWe

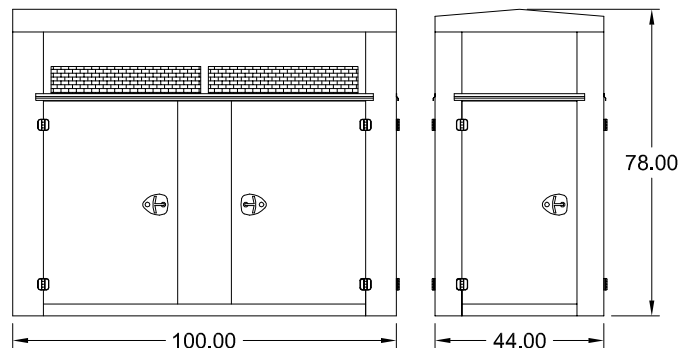


Optional Enclosures and Fuel Tanks

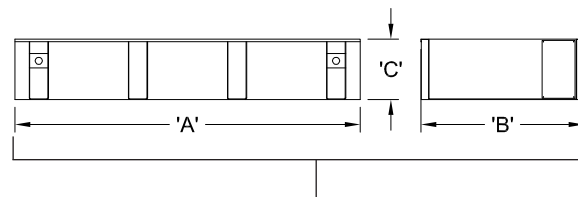
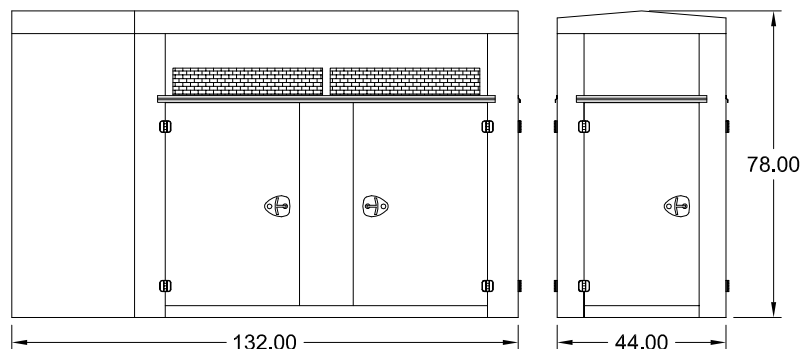
Level 1 Enclosure (WPE)



Level 2 Enclosure (WPF)



Level 3 Enclosure (SAE)



*Level 1 enclosures are 100 MPH Wind Rated as standard (up to 150 MPH available).

**Level 2 & 3 enclosures are 150 MPH Wind Rated as standard.

***Enclosure height does not include unit base or exhaust stack.

Double Wall UL 142 Listed Fuel Tanks

	24 Hour (250 Gallon)			48 Hour (500 Gallon)			72 Hour (750 Gallon)		
	A	B	C	A	B	C	A	B	C
OPU	100.00	44.00	26.00	115.00	44.00	36.00	165.00	44.00	36.00
Level 1	100.00	44.00	26.00	115.00	44.00	36.00	165.00	44.00	36.00
Level 2	100.00	44.00	26.00	115.00	44.00	36.00	165.00	44.00	36.00
Level 3	132.00	44.00	18.00	132.00	44.00	30.00	165.00	44.00	36.00

*All specification sheet dimensions are represented in inches.

**All enclosures and fuel tanks are based on the standard standby unit configuration. Any deviation can change dimensions.

***Level 1 enclosure not UL listed.

Materials and specifications subject to change without notice.

Distributed By:



A USA COMPANY

Blue Star Power Systems, Inc.

52146 Ember Rd, Lake Crystal, MN 56055

Phone + 1 507 726 2508

www.bluestarps.com