



presents

15D OPEN TOP AND 15E HANDLOAD CARTONER

Developed over the past 18 years, these hard-working machines fill the need for packaging equipment that will accommodate a manual fill operation using horizontal end-load cartons. The 15D Model has become almost standard for the industry and is probably the most popular machine of its kind ever produced in the United States.

Although all of these models basically perform the same function, the 15E is designed for those operation utilizing a larger-than-average size carton. Continuous motion is standard with both models and intermittent motion is optional.

Whatever your cartoning needs, ADCO makes equipment just for you.

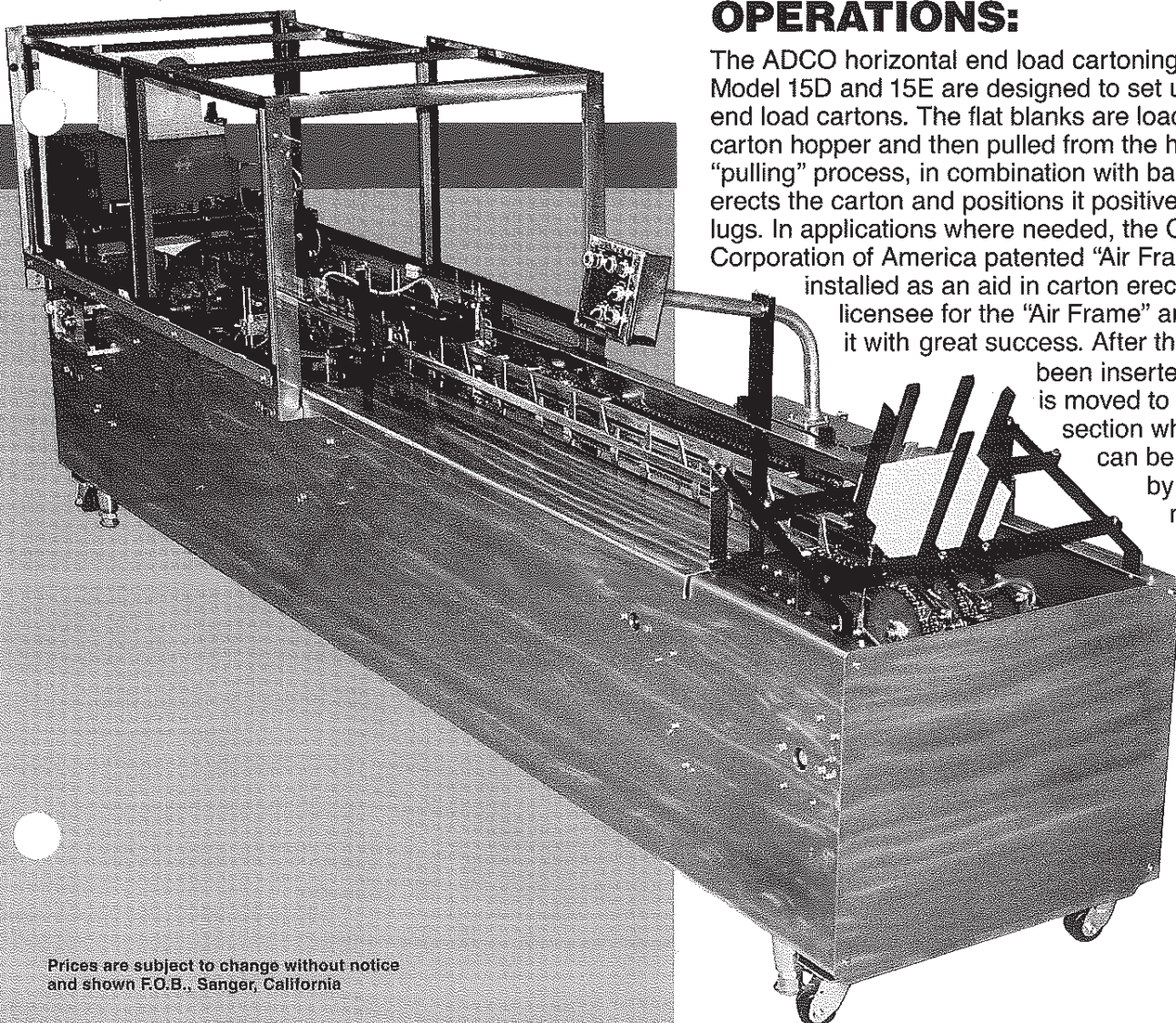
OPERATIONS:

The ADCO horizontal end load cartoning machines, Model 15D and 15E are designed to set up horizontal end load cartons. The flat blanks are loaded into the carton hopper and then pulled from the hopper. This "pulling" process, in combination with bars or brushes erects the carton and positions it positively in the flight lugs. In applications where needed, the Container Corporation of America patented "Air Frame" can be

installed as an aid in carton erection. ADCO is a licensee for the "Air Frame" and has installed it with great success. After the product has

been inserted the filled carton is moved to the closing section where the carton can be closed or sealed by a variety of methods. After the

carton is closed or sealed it is discharged from the machine ready for case packing.



Prices are subject to change without notice
and shown F.O.B., Sanger, California

CARTON SPECIFICATIONS:

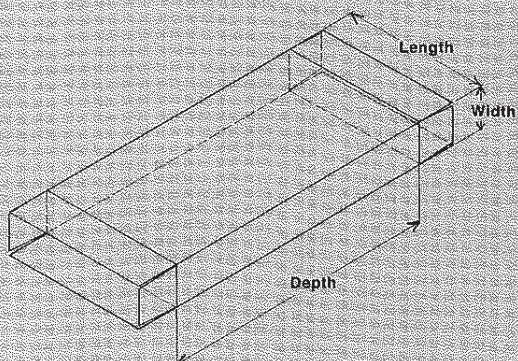
15D*

	Length	Width	Depth
MAXIMUM:	10"	2½"	10"
MINIMUM:	1"	¾"	5½"

15E*

	Length	Width	Depth
MAXIMUM:	10"	4"	14½"
MINIMUM:	1"	¾"	7"

*LARGER OR SMALLER SIZE QUOTED ON REQUEST



FEATURES:

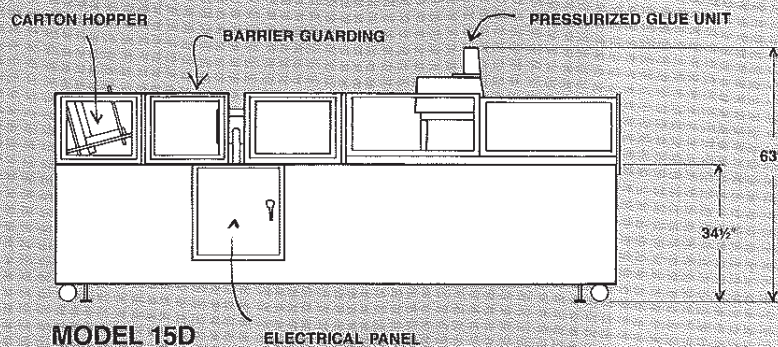
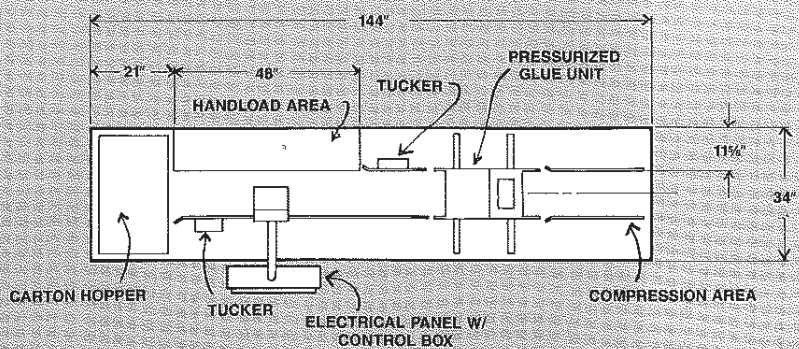
- Electricals are 230/460 V, 3 Phase, 50-60 Cycle Power, 110 V Control Circuits (Internally Transformed), NEMA 12 Components
- ¾" Mild Steel Formed Frame, Painted Epoxy White, Levelers and Castors
- Vari-Speed Drive Motor, ¾HP TEFC
- Overload Detent Clutch on Main Drive
- Vacuum Pump, Heavy Duty Motor, ½ HP TEFC
- USDA Approval
- Foot Switch Carton Feed Control
- 48" Load Area
- Interlocked Barrier Guarding

OPTIONS:

- Stainless Steel Frame with NEMA 4 Electric
- Anodized Aluminum Parts
- Additional Load Area
- 6' Built In Product Conveyor
- Group Lubrication System
- Carton Sealing: ADCO Open Pots Hot Melt Pressurized Glue System; Heat Seal (Either Electric or Flame Seal with Retractable Nozzle System with all Plows and Rails Around Nozzles Water Cooled); Compression for Heat Seal is Silicone Rollers; Reverse Tuck and Straight Tuck are Also Available.
- Intermittent Motion Drive
- Rotary Feeder System

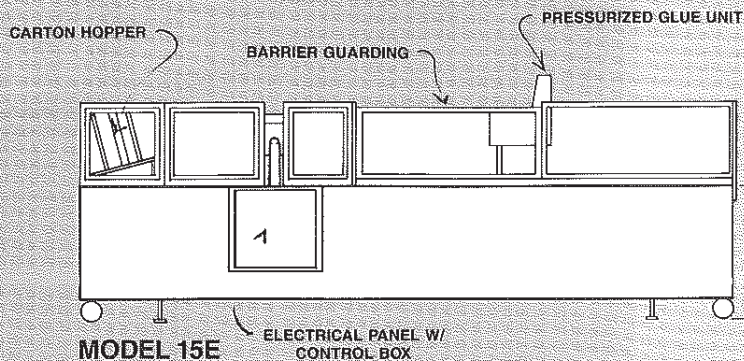
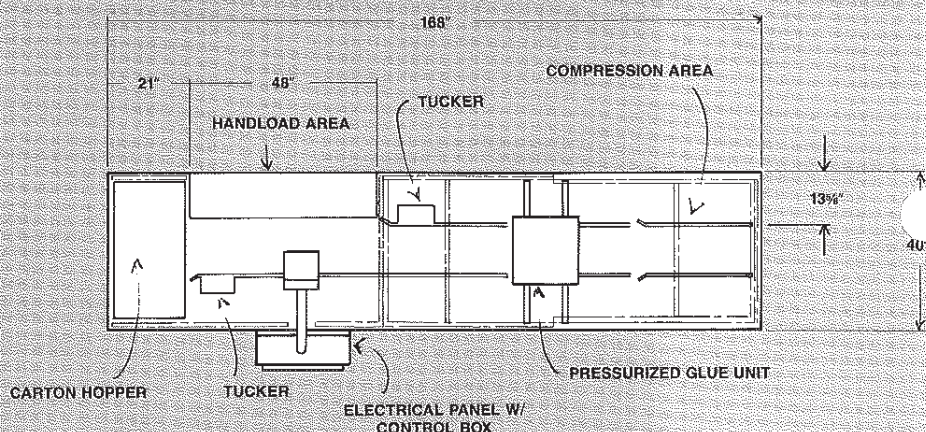
MACHINE SPEEDS:

- 15 to 90 Cartons Per Minute
Depend Upon Carton Size, Product Configuration and Operator Dexterity
- Rotary Feeder allows much higher speeds when combined with longer load areas.



MODEL 15D

ELECTRICAL PANEL



MODEL 15E

ELECTRICAL PANEL W/ CONTROL BOX



2170 Academy ■ Sanger, California 93657 ■ (209) 875-5563
TELEX #703797 FAX (209) 875-7665



15D OPEN TOP AND 15E HANDLOAD CARTONER

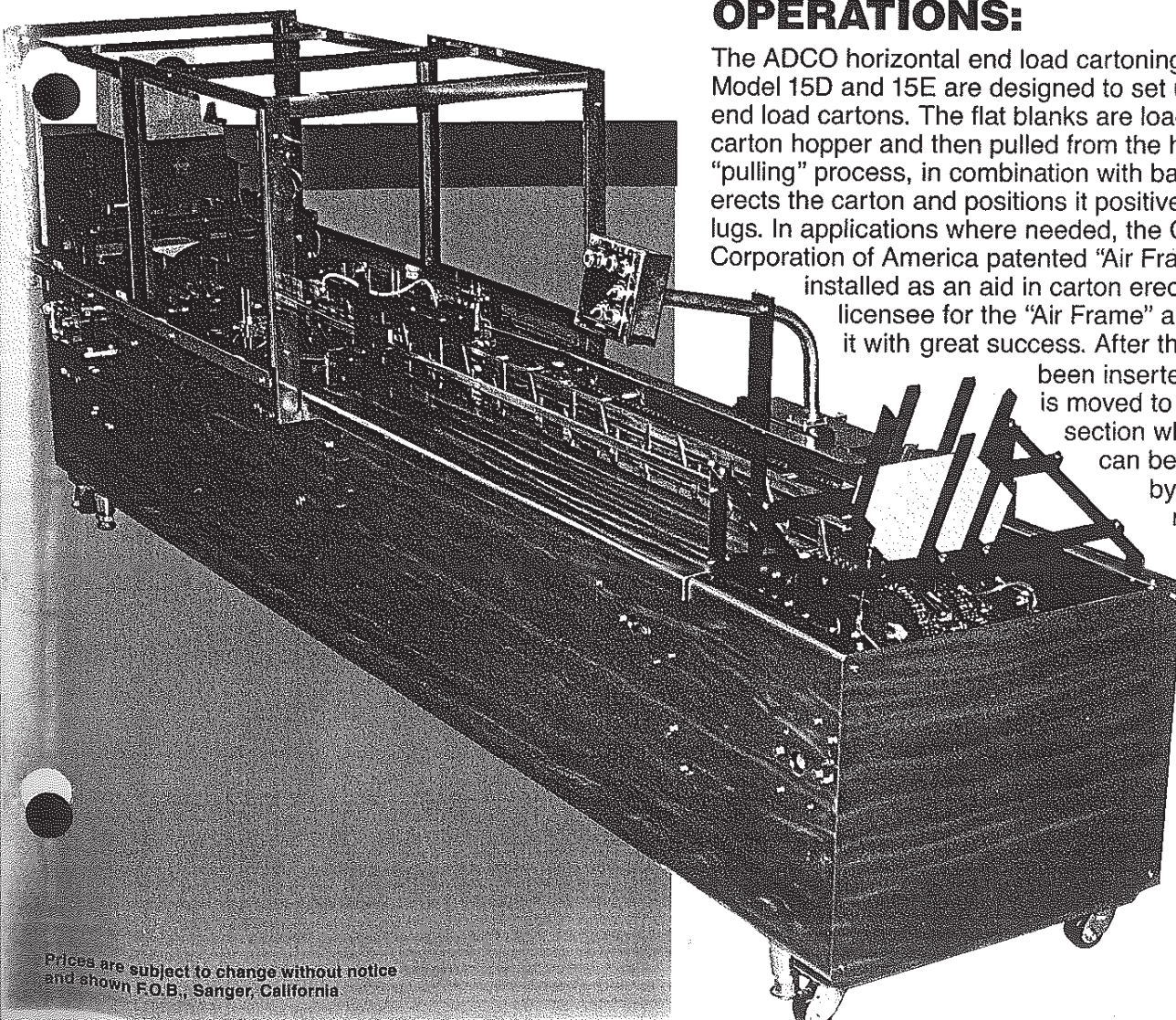
Developed over the past 18 years, these hard-working machines fill the need for packaging equipment that will accommodate a manual fill operation using horizontal end-load cartons. The 15D Model has become almost standard for the industry and is probably the most popular machine of its kind ever produced in the United States.

Although all of these models basically perform the same function, the 15E is designed for those operation utilizing a larger-than-average size carton. Continuous motion is standard with both models and intermittent motion is optional.

Whatever your cartoning needs, ADCO makes equipment just for you.

OPERATIONS:

The ADCO horizontal end load cartoning machines, Model 15D and 15E are designed to set up horizontal end load cartons. The flat blanks are loaded into the carton hopper and then pulled from the hopper. This "pulling" process, in combination with bars or brushes erects the carton and positions it positively in the flight lugs. In applications where needed, the Container Corporation of America patented "Air Frame" can be installed as an aid in carton erection. ADCO is a licensee for the "Air Frame" and has installed it with great success. After the product has been inserted the filled carton is moved to the closing section where the carton can be closed or sealed by a variety of methods. After the carton is closed or sealed it is discharged from the machine ready for case packing.



Prices are subject to change without notice
and shown F.O.B., Sanger, California.

CARTON SPECIFICATIONS:

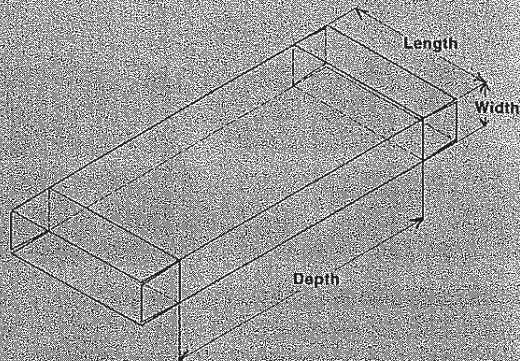
15D*

	Length	Width	Depth
MAXIMUM:	10"	2½"	10"
MINIMUM:	1"	¾"	5½"

15E*

	Length	Width	Depth
MAXIMUM:	10"	4"	14½"
MINIMUM:	1"	¾"	7"

*LARGER OR SMALLER SIZE QUOTED ON REQUEST



FEATURES:

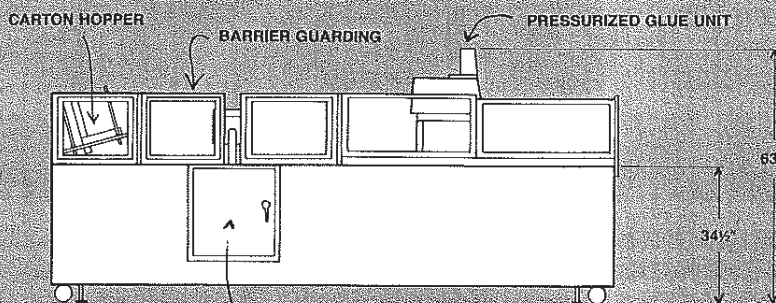
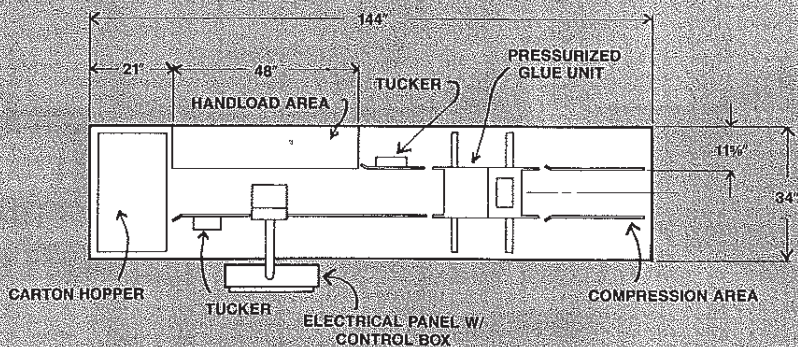
- Electricals are 230/460 V, 3 Phase, 50-60 Cycle Power, 110 V Control Circuits (Internally Transformed), NEMA 12 Components
- ¾" Mild Steel Formed Frame, Painted Epoxy White, Levelers and Castors
- Vari-Speed Drive Motor, ¾HP TEFC
- Overload Detent Clutch on Main Drive
- Vacuum Pump, Heavy Duty Motor, ½ HP TEFC
- USDA Approval
- Foot Switch Carton Feed Control
- 48" Load Area
- Interlocked Barrier Guarding

OPTIONS:

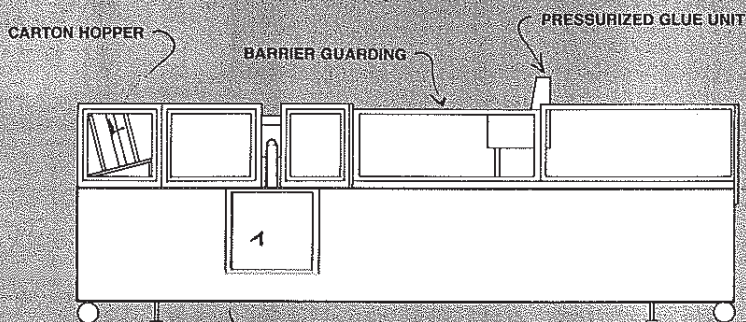
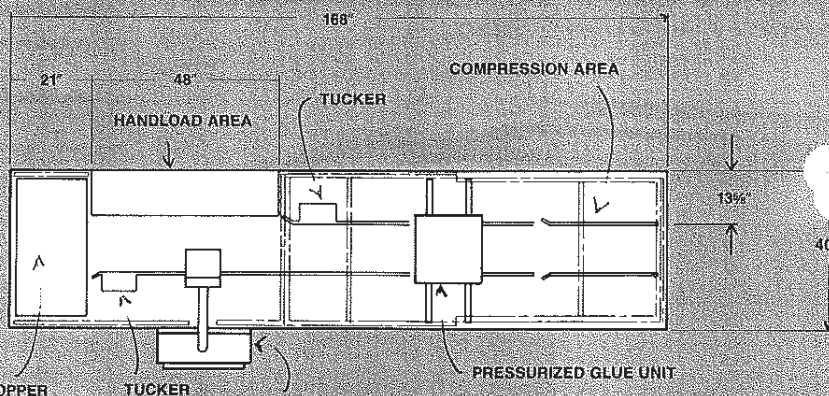
- Stainless Steel Frame with NEMA 4 Electrics
- Anodized Aluminum Parts
- Additional Load Area
- 6' Built In Product Conveyor
- Group Lubrication System
- Carton Sealing: ADCO Open Pots Hot Melt Pressurized Glue System; Heat Seal (Either Electric or Flame Seal with Retractable Nozzle System with all Plows and Rails Around Nozzles Water Cooled); Compression for Heat Seal is Silicone Rollers; Reverse Tuck and Straight Tuck are Also Available.
- Intermittent Motion Drive
- Rotary Feeder System

MACHINE SPEEDS:

- 15 to 90 Cartons Per Minute
Depend Upon Carton Size, Product Configuration and Operator Dexterity
- Rotary Feeder allows much higher speeds when combined with longer load areas.



MODEL 15D



MODEL 15E

ADCO

MANUFACTURING, INC.

2170 Academy
TELEX #703797

Sanger, California 93657

(209) 875-5563
FAX (209) 875-7665

We carton to your needs

Introducing ADCO's new line of vertical cartoning machines.

These innovative new machines are designed to boost production levels, lower maintenance and scrap rates and bolster that bottom line!

Just a few of the important time-saving features are:


- ☐ Quick release buckets and funnels for quick change-overs
- ☐ Overload jam protection
- ☐ DC drive control with slow start dynamic braking and variable speed control
- ☐ Powered product hopper
- ☐ Rotary carton feeding in higher speed applications
- ☐ Line shaft drives and right angle gear boxes
- ☐ The sealing system of your choice: hot and cold glue, electric hot air, gas or tuck

Other important features include hand load applications and weight scale filling with your choice of scales and volumetric adaptations. We can also design intermittent motion machines for those hard to fill cartons.

At ADCO, we really do carton to your needs. Write or call us today for more information.



3544 South Academy / Sanger, California 93657
(209) 875-5563



FEATURES AND SPECIFICATIONS:

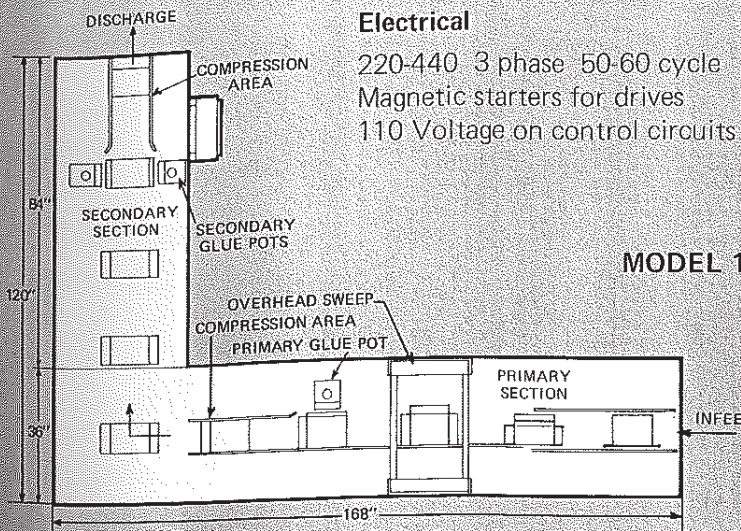
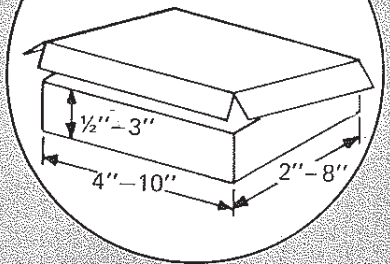
Closure Methods

- ADCO Hot Melt System
- ADCO Heat Seal System
- All other manufactured systems

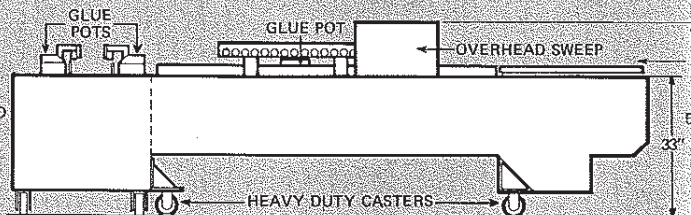
Speeds

Model 16B 15-90CPM
Model 16C 15-120CPM
Dependent on carton size

MODEL
16B & 16C
Carton Size Range

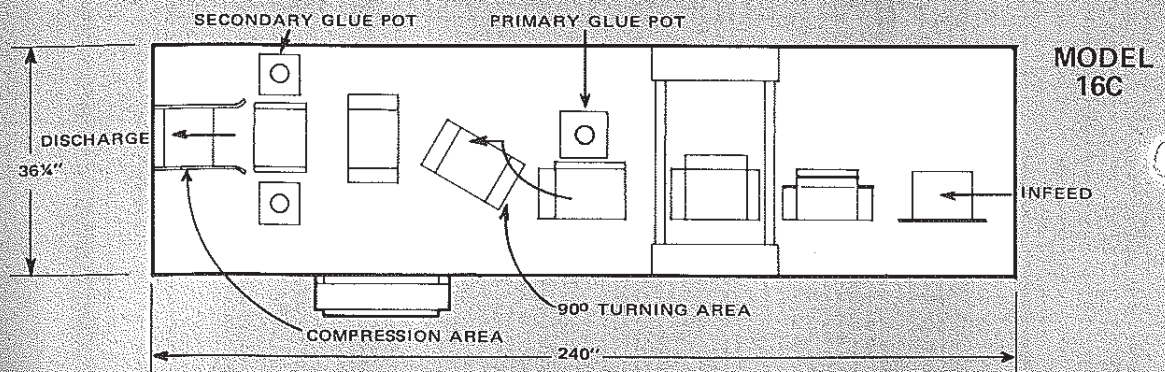


MODEL 16B


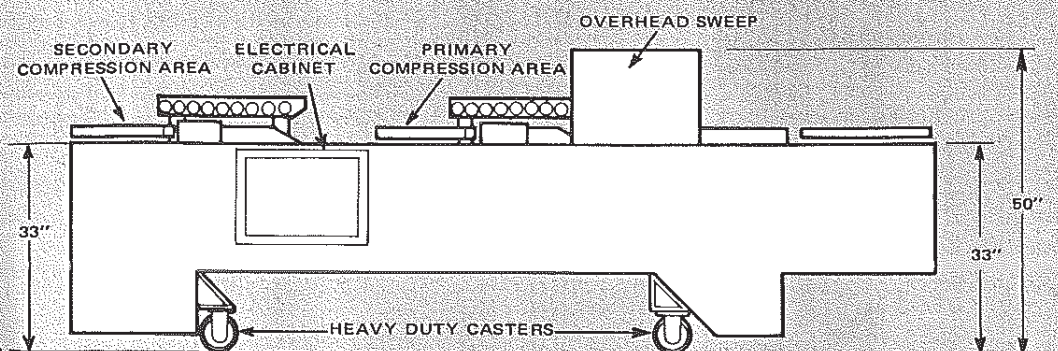


Options

- Stainless Steel Frame
- ADCO Deboss or Ink Coder
- Special Carton size and configuration modifications



MODEL
16C




*...the people who put the
speed in slow-speed packaging.*


ADCO MANUFACTURING, INC.

3544 SOUTH ACADEMY / SANGER, CALIFORNIA 93657 / TELEPHONE (209) 875-5563

*We put the speed in
slow-speed packaging.*



Models 16B and 16C



Carton Closing Machine

Efficient and hard-working, ADCO is building more of these popular models every year. These are three-flap, carton sealing machines that can be adapted to your personal needs and specifications. They can accept formed and filled cartons and index them into the sealing apparatus at random. The carton may be discharged either to the right or left on the 16B right angle machine, while the carton can be accepted cover left, cover right or cover trailing on either model.

Both machines perform the same function, but the 16B is intended for the customer who has space limitations or an obstruction where the longer, straight-line closer isn't practical. Whichever model is right for you, you'll find ADCO cartoning machines to be made of the finest materials for long life and trouble-free service.

STANDARD FEATURES

- Epoxy coated semi-united formed steel frame with levelers and casters.
- Vari drive motor.
- Quick adjustability in all three dimensions.
- Safety kick out.
- Heavy duty enclosed gear boxes.
- Dual carton turning chain.



3544 SOUTH ACADEMY / SANGER, CALIFORNIA 93657 / TELEPHONE (209) 875-5563