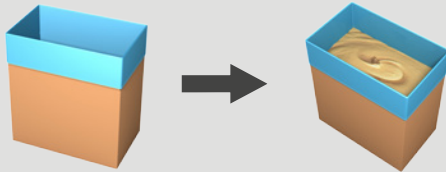


WEIGHFILLER AVL-22/24



The AVL-22/24 is the most accurate weighfiller with two or four filling valves and scales, specially designed for the filling of semi-liquids such as: oils & fats, process cheese, fondant sugar, mayonnaise,...



Minimize your product giveaway

- The most **compact and accurate** semi-liquid filler on the market.

Maximize your productivity

- High speed, up to 15 cases / minute (for AVL-24).
- Designed for **easy cleaning**.
- **Wide range of containers:** pails, tins, cases, crates.



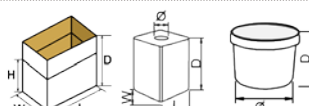
Watch the video at www.pattyn.com

TECHNICAL SPECIFICATIONS AVL-22/24

The most accurate semi-liquid filler

- 30 years of **know-how** inside the Pattyn dedicated weigh controller.
- Specially designed **ultra light scales**.
- **Standard jacketed** and **90° curved valves** to ensure a turbulent-free product flow.
- **Fast / slow system** and **selfregulated valve closing** for automatic after-fall correction.
- **Valves adjustable** in height for minimal after-fall.

CONTAINER SPECIFICATIONS (For other dimensions, please contact Pattyn)

Type	Cases, tins, pails, crates
Range case, crate (LxW // D) inches	Min. 12" (L) x 8" (W) // 8" (D) Max. 16" (L) x 12" (W) // 19 1/2" (D)
Range tins (LxW // D, Ø hole) inches	Min. 8" (L) x 8" (W) // 8" (D) Ø 3 1/2" Max. 15 3/4" (L) x 12" (W) // 19 1/2" (D)
Range pails (diam x D) inches	Min. Ø 8" x 8" (D) Max. Ø 12" x 19 1/2" (D)
	Outside dimensions

OUTPUT AND CONSUMPTION

Output AVL-22	Mode 1: max 10 cartons/min, 26,400 lbs/hr (12 ton/hour) (*) Tare weight correction for every case	(*)
	Mode 2: max 12 cartons/min, 26,400 lbs/hr (12 ton/hour) Every 10 cases : tare weight correction	(*)
Output AVL-24	Up to 15 cases/min, 40,000 lbs/hr (18 ton/hour) (*)	(*)
Output 2 x 2 heads configuration	Up to 24 cases/min, 52,800 lbs/hr (24 ton/hour) (*)	(*)
	(*) For the output of pails, tins and other containers, please contact Pattyn	
Maximum average giveaway	+ 0.035oz	
Standard deviation	+/- 0.5oz	
Accuracy	+/- 1.5oz or better	
Installed power	1.5 Hp	
Voltage	3 x 480V + E / 60 Hz	
Air supply	87 lbs/inch ³ , (1/2" min)	
Air consumption	0.7 ft ³ / cycle	
Weight	1100 lbs	

OPTIONS (More options are available, please contact Pattyn)

Infeed conveyor for fully automatic operation (always included for AVL-24)
Drip catchers under each valve
Anti-splash jacketed device
CIP cleaning system and software
HACCP guarding
Special valves depending on the product
Small adaptations for pails, crates and tins
Statistic software module
Product shakers
Colour touch panel
Access point for remote support



Dedicated weigh controller



Ultra light scales

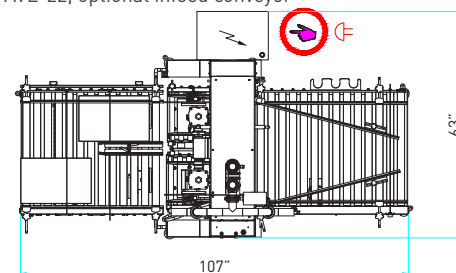


90° curved valve with drip catcher



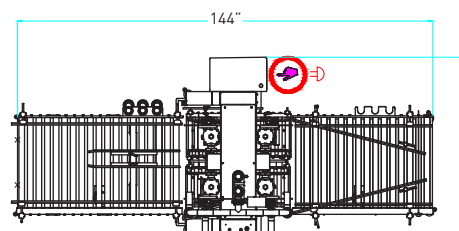
Fast and slow filling

AVL-22, optional infeed conveyor



Machine height 90 inches

AVL-24, standard infeed conveyor



Machine height 90 inches