


Wrapping and Labeling



Workhorse®

Automatic Stretch Wrapper
Flexible Layout Fits All Spaces
High-Speed for High Volume
Unmatched Reliability



Packing House Power
With Supermarket Flexibility

METTLER TOLEDO

Top of the Line Technology and Design

- **Electronic Controlled Stepper Motor Technology — Highly reliable, less mechanical parts**
- **Full Tray Range — From 1S through 10" x 24" and 24S**
- **Operator Friendly — TLU (Tray Look Up) with automatic film selection and speed**
- **Integrates easily into your existing lines — Six different layouts fit all rooms**

Unmatched Performance

METTLER TOLEDO defines the standard for excellence in high speed automatic stretch wrapping machines! Built with the strength, power and endurance of a high speed, central plant machine, yet designed with the flexibility required of a retail store meat department, the Workhorse® is without equal as a high production, low maintenance automatic wrapping machine.

Can your meat room afford not to have the best? A high volume supermarket meat room requires a dependable wrapping machine. Many competitive wrappers on the market have cut corners resulting in reduced profits and production for retailers. No other wrapper measures up to the durability and performance pay-back of the Workhorse®.

Superior reliability is achieved with a major breakthrough in wrapper technology: stepper motors throughout the wrapper and

automatic film selection coupled with programmable Tray Look Up (TLU). Specific machine operations can be programmed for each tray size, resulting in premium package appearance and minimal film usage.

The Exact Advantage

- **Electronically controlled stepper motor technology** eliminates many traditional mechanical components, resulting in superior reliability, extremely quiet operation and precise, programmable control of machine movements.
- **Automatic film selection** with programmable Tray Look Up (TLU) results in minimal film usage and premium package appearance every time.
- **Voice prompted operation**

takes operator friendly to a new level. Available in English, Spanish or French, according to your specification.

- **Unmatched reliability** is the product of stepping motor technology, an improvement over servo motor technology, first pioneered in Exact's industry leading stretch wrappers years ago.
- **Wraps the full range of tray sizes**, including all Family Packs like the popular 10" x 14" and 8" x 16" (24S). Program specific machine opera-

The Workhorse® sports a very clean design which eliminates many traditional mechanical components.



tions for each tray size.

- **Automatic film selection** saves time and money. Two film arbors hold roll sizes to suit your mix of trays.
- **Tray Look Up system (TLU)** offers a custom-tailored wrap for every tray size. Operators change tray sizes quickly and easily, keeping production high and film usage low.
- **Two speed operation** permits production rates of 30 and 21 packages per minute. Wrapping speed is preprogrammed according to tray size, so speeds are automatically set to accommodate less stable trays.
- **Flexibility** — Six (6) available configurations of infeed and exit directions mean the Workhorse® can fit any production line layout requirement. The Workhorse® is designed to fit in yesterday's, today's, and tomorrow's meat rooms.
- **Saves valuable floor space!** The Workhorse® automatic stretch wrapper, in the largest configuration, requires less than 25 square feet of space. The flexible Workhorse® has been adapted to match up to many existing brands of labelers and automatic prepack scales.
- **An operator-friendly, jamproof, tray-triggered wrap cycle** means no empty cycles. The Workhorse® helps save energy and machine wear, extending the life of your wrapper.
- **Corrosion resistant** construction is used throughout the Workhorse® for low maintenance and long life.

Physical Dimensions:

Type XR,XL,XS	Type ZR,ZL	Type ZS
Depth: 52"	Depth: 61"	Depth: 64"
Width: 54.5"	Width: 54.5"	Width: 54.5"
Height: 52"	Height: 52"	Height: 52"

Conveyors Height:

Infeed: 31.5" ± 2"

Exit: 41" ± 2"

Cycle Speed:

30 and 21 packages per minute.

Speed programmable by TLU tray size.

Electrical Requirements:

208/240 Volt, 60 HZ, 3Ø, 15 Amps.

NEMA L15-20R Twist Lock Receptacle.

Machine Weight:

840 lb.

Film:

50 to 100 Gauge Stretch Film

Width: 11' to 21"

3" Standard Core I.D.

Maximum 9" Film Roll O.D.

2 Film Arbors Standard

Options

T-10 Tray Table

Voice Prompts for Operator (Automatic or On Demand)

Exit Backup Detector and Control

Printed Film Registration

Package Counter with Reset

Detailed Preventive Maintenance Program

Motorized Ejector Height

Motorized Infeed Extension (41.5")

2nd and 3rd Infeed Exten. Modules (39" each)

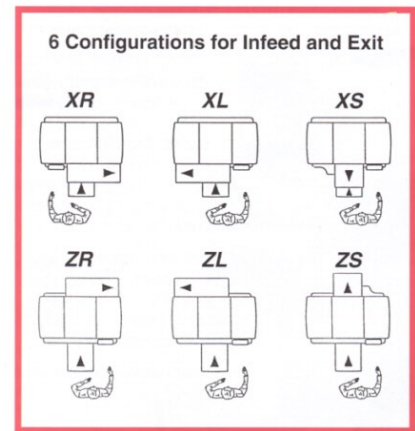
Sealing Conveyor Extension

FS-14 Folding Shelf

Wraplink™ Remote Diagnostics

Wraptool™ Service & Diagnostic Software

Spare Parts Kit



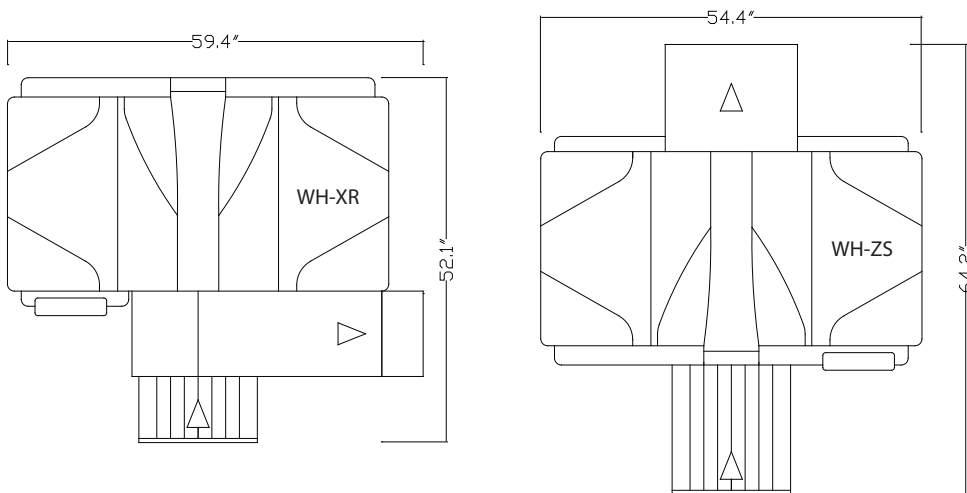
Tray Size	Elevator	Film width	Film Length
Min Max		Min Max	Min Max
A 4.3" 12.5"	Standard		
B 3.5" 9.0"		11" 20"	9.8" 27.5"
H 0.5" 6.0"			
A 6.3" 16.0"	Jumbo		
B 5.5" 10.2"		11" 22"	13.8" 27.5"
H 0.5" 6.0"			



Workhorse® shown with optional extended infeed conveyor.

Nationwide Sales and Service

METTLER TOLEDO has the family of automatic stretch wrappers to make your operation more efficient. Our sales and service network is nationwide, and a wide range of optional accessories permits easy customization to match your production needs and layout for maximum return on your equipment investment. Factory technicians are available to assist with installation and start-up.



METTLER TOLEDO, USA

1900 Polaris Parkway
Columbus, Ohio 43240
TEL. (800) 523-5123
(614) 438-4511
FAX (614) 438-4900

METTLER TOLEDO, Canada

TEL. (800) 263-6593
FAX (614) 438-4846

Specifications subject to
change without notice.

©2012 Mettler-Toledo, LLC
METTLER TOLEDO® and Exact Equipment® are
registered trademarks of Mettler-Toledo, LLC

Printed in USA

RT1175.3E

www.mt.com

Visit for more information



Quality System Management Certification.

Development, production, and auditing in accordance with ISO9001. Environmental management system in accordance with ISO14001.

METTLER TOLEDO Service

Tailored Services. Our extensive service network is among the best in the world and ensures maximum availability and service life of your product.



Conformité Européenne

This label is your guarantee that our products conform to the latest guidelines.