

Preferred Packaging Group®

FULLY AUTOMATIC L'SEALER

NEW DESIGN!
No More Crank Handles!



Model PP-5600 (Shown)



Preferred Packaging Group, a world leader in the manufacturing of packaging equipment is proud to bring you the model PP-5600. This machine features state of the art technology with motorized adjustment of inverting head height, single piece seal blade designed to produce strong quality seals on all shrink films. The PP-5600 is capable of running at speeds of up to 35 ppm. Reliability, simplicity and ease of maintenance should provide for years of dependable performance at a low operational cost. The PP-5600 is an extremely versatile machine capable of running a wide variety of industrial or consumer products.




Heavy Duty Teflon coated stainless steel single piece hot knife seal bar with round corners to reduce dog ears. Also available with PVC inserts. 2 yr. warranty on seal head.



Model PP-5600 Shown with Optional 6ft. Flighted Lamination Section



Safety switches on doors, if opened machine stops.



Motorized inverting triangle for automatic packaging height adjustment.




Automatic Film Scrap Wind Up Wheel with built in alarm when full.




Easy to use front control panel allows operator to adjust machine memory.

Model PP-5600 CS


CS- Motorized Center Seal Design, no crank handles to adjust, machine able to accommodate package heights of up to 8" tall. Seal area of 19"W x 24"L, production speeds of up to 35 PPM.



Feed and Model PP-1808-44 Shrink Tunnel




Powered film unwind with latest design of pin wheel hole punch each pin can be set for depth independently.



with Siemens PLC controller
functions using 20 program

Model PP-9070 CS

CS- Motorized Center Seal design, no crank handles to adjust, will accommodate package heights of up to 10" tall. Seal area of 24"W x 34"L, production speeds of up to 30 PPM.



Electrical Control Panel slides out for easy access to all components.

Standard Features:

- Variable Speed Drive 0-95 FPM
- Single Piece Hot Knife Seal Blade with round corner that reduces dog ears.
- APC - Automatic Product Clearing. If jam occurs, after 1 second delay machine will automatically restart, cycle and remove jammed product.
- APS - Adjustable Proximity Switch. Allows operator to adjust seal head opening to increase cycle speeds.
- Alarm - if APC cannot clear jam, machine alarm will occur.
- Automatic product staging switch
- Omron or Siemens PLC available.
- MPO - Multi Pack Option, machine will override photo eye allowing bag length to be determined by timer.
- Self Contained Scrap Removal System with built in alarm when full. Cone shaped design allows for easy unloading.
- Easy loading film rack. Cradle mounts near floor - eliminating operator lifting.
- Adjustable height legs with locking casters.
- Totally enclosed seal area exceeds OSHA safety standards.

Benefits:

- No operator required
- Soft start variable speed allows operator to control speed of the machine. Great for loose paper or products that shingle.
- Reliability with State-of-the-Art technology.
- Warranty - 1 year on all components.

Operation:

Product is fed inline onto the infeed conveyor. The infeed conveyor smoothly advances the product into the centerfolded film and sealing area by means of electric eyes which sense the front and back of the product. While the sealing head is activated, the belt advance is stopped, preventing another package from entering the sealing area. Once the sealing jaw opens, the conveyor is activated, discharging the wrapped product into the shrink tunnel.

Optional Items:

- Pneumatic Hole Punch
- Print Registration
- PVC Seal System
- Anti-Static System
- Closing Conveyor to Transfer Small Packages

Technical Specifications:

Model:	PP- 5600	PP-5600CS	PP-9070CS
Seal Size:	19"W x 24" L	19"W x 24"L	24"W x 34"L
Machine Speed:	30-35 PPM	Up to 30 PPM	Up to 30 PPM
Max. Package Height:	5"H *	8"H *	10"H *
Min. Package Size:	3"L x 3" W x .125" H	4"L x 3" W x 1" H	6"L x 4" W x 1" H
Max. Film Width:	24"	24"	35"
Electrical:	220 Volt, 1 Phase, 20 amps	220 Volt, 1 Phase, 20 amps	220 Volt, 1 Phase, 20 amps
Air:	1 CFM @ 80 PSI	1 CFM @ 80 PSI	1 CFM @ 80 PSI
Conveyor Height:	Adjusts from 33" to 37.5"	Adjusts from 33" to 37.5"	Adjusts from 33" to 37.5"
Machine Dimensions:	79"L x 68"W x 56" H	79"L x 68"W x 56" H	105"L x 84"W x 59" H
Shipping Weight:	1,600 lbs.	1,900 lbs.	2,400 lbs.



Authorized Distributor

Machine Dimensions:

