

Columbia

PALLETIZING INNOVATIONS

Model FL500

The Model FL500 floor level palletizer is the most popular of the HD Series heavy-duty hydraulic palletizers. To increase your speed, the FL500 has a dual-chain row forming and layer table that utilizes two separate drives, and it can be upgraded to even higher speeds. The FL500 palletizes 40 cases per minute or more, depending on case size and pallet pattern. Like all heavy-duty Columbia Machine palletizers it has a reliable welded frame that is "built to last" and is EASY TO OPERATE.



FEATURES:

- Fully automatic - includes pallet dispenser
- UL approved or CSA Certified control panel
- Full layer storage area
- Reliable - Columbia has over 65 years in the industry
- Easy-to-operate (ETO)
- Stacks cases, trays, bundles, film only, display packs and more
- Flexible, modular layout
- Convenient floor level operation
- 24-Hour parts and service hotline (800-628-4065)
- Online parts ordering @ www.palletizing.com

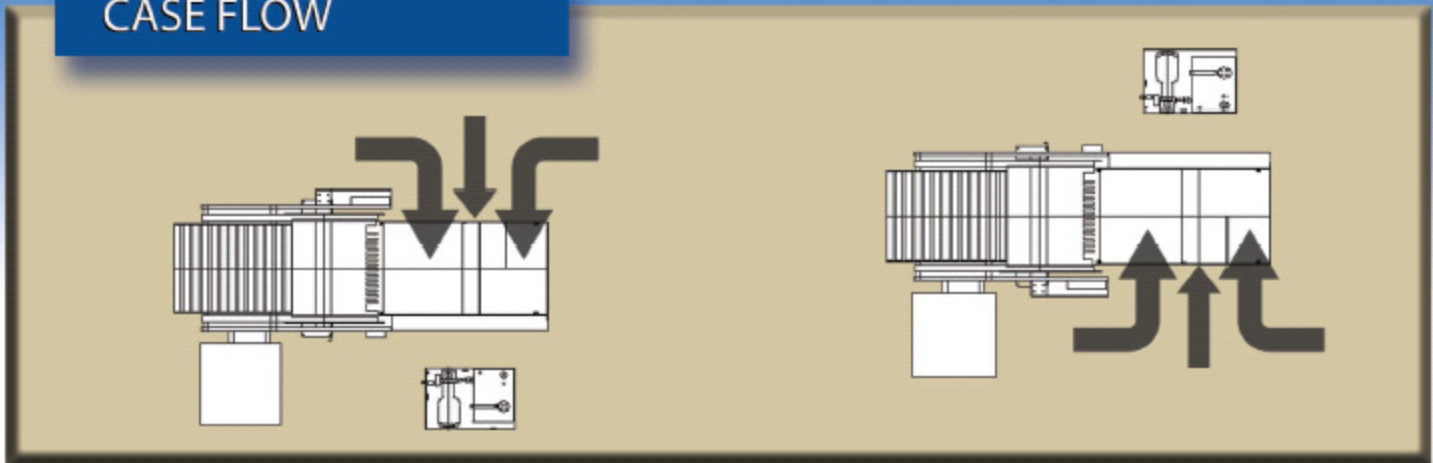
OPTIONS:

- Pallet dispensers
- Labels-out stacking
- Oversized loads (length, width and height)
- Speed enhancement upgrades
- Slip sheet dispenser
- Soft product turning
- "Product Manager" software
- Tie/Cap sheet dispenser
- Discharge conveyor
- Upstream and downstream interfacing

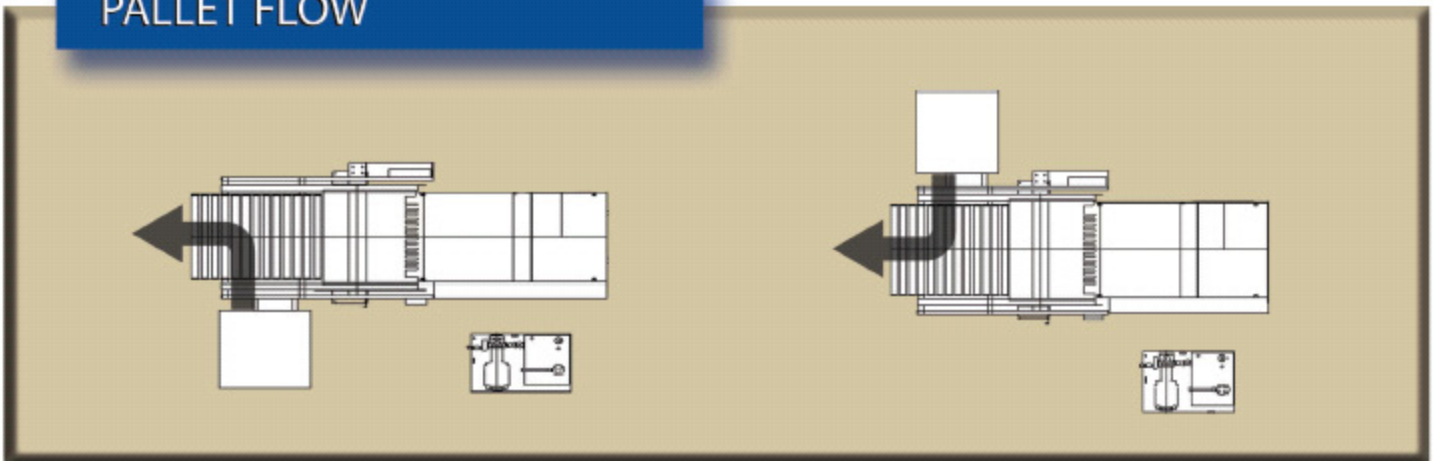
www.palletizing.com

FL500 Palletizer Layout Options

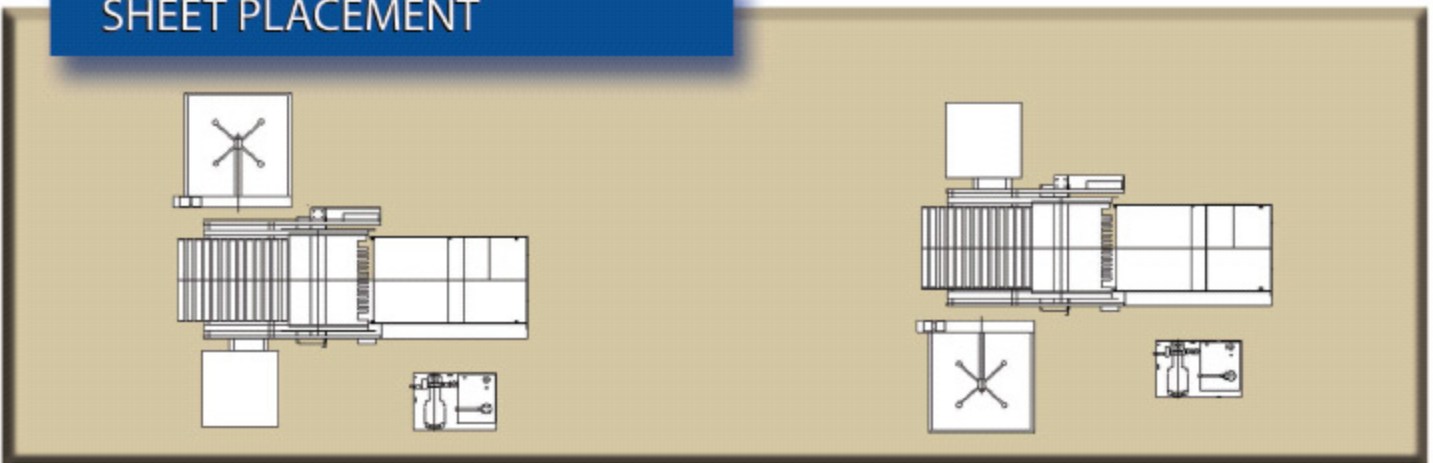
CASE FLOW



PALLET FLOW



SHEET PLACEMENT



Columbia

Columbia Machine, Inc.

P.O. Box 8950 • 107 Grand Blvd. • Vancouver, WA 98668-8950
Phone: (360) 694-1501 • Sales Fax: (360) 750-9221 • Fax: (360) 690-4583

www.palletizing.com