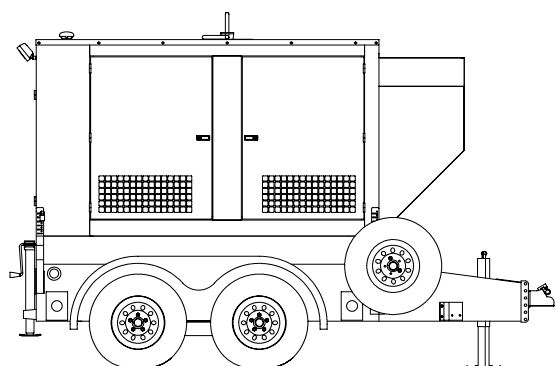


KOHLER POWER SYSTEMS**Diesel**

9001
KOHLER
 POWER SYSTEMS
 NATIONALLY REGISTERED

**Industrial Towable Generator Sets**

- Kohler Co. provides one-source responsibility for the generating system and accessories.
- Generator set features:
 - Durable, steel, sound-attenuated housing
 - Electrical power panel
 - Single-point lifting eye
 - Engine certified by the Environmental Protection Agency (EPA) to conform to Tier 2 nonroad emissions regulations
 - Decision-Maker™ 3+, 16-light controller with emergency stop switch and prime power feature
 - Fast-Response™ III wound field (WF) brushless alternator with auxiliary power brushless exciter
- Trailer features:
 - 2 5/16 in. ball hitch
 - Leveling jack, 3181 kg (7000 lb.) rated
 - Lockable housing doors
 - Running lights with 6-wire harness and connector
 - Electric brake system
 - Internal polymer fuel tank with low fuel indicator, 757 L (200 gal.)
 - Environmental containment basin for fuel, oil, and antifreeze
 - Rear facing, enclosure-mounted exterior DC lights (2) with 0-15 minute, no-lock-on timer
 - Installed mounting brackets for a customer-supplied load distribution hitch
 - Utility box integrated in the trailer
- Engine features:
 - Battery, battery rack, and battery cables
 - Battery charger, 6 amp float/equalize
 - Closed crankcase ventilation system
 - Engine block heater, 120 volt
 - Exhaust silencer with flexible exhaust connector
 - Heavy-duty air cleaner with air restrictor indicator
 - Mechanical governor with $\pm 0.33\%$ steady state frequency regulation

Towable Generator Set Specifications

Model	Trailer Length* mm (in.)	Trailer Width† mm (in.)	Trailer Height mm (in.)	Gross Weight‡ kg (lb.)	Fuel Tank L (gal.)
40 kW	3779 (148.7)	1877 (73.9)	2530 (99.6)	2090 (4600)	757 (200)
60 kW				2455 (5400)	

* Length includes trailer tongue.

† Width includes trailer fenders and spare tire.

‡ Gross weight includes trailer, generator set with engine fluids, sound housing, and fuel tank with no fuel.

Electrical Power Panel Specifications

Model	120 Volt GFCI Duplex Receptacles Qty., Amp	120 Volt Power Inlet Twistlock§ Qty., Amp	Load Lug Connections Qty., Min./Max.	Load Lug Circuit Breakers, Amp			Available Selector Switch Voltages, 60 Hz	Duplex Receptacle for Battery Charger and Block Heater	Remote Start Capability
				240 V 1 Ph	208 V 3 Ph	480 V 3 Ph			
40 kW	One, 15	One, 30	1 cable/phase #6-350MCM	175	175	80	120/240 Volt, 1 Phase 120/208 Volt, 3 Phase 277/480 Volt, 3 Phase	Yes	Yes
60 kW				250	250	100			

§ Reverse twistlock connection to utility for duplex receptacle power.

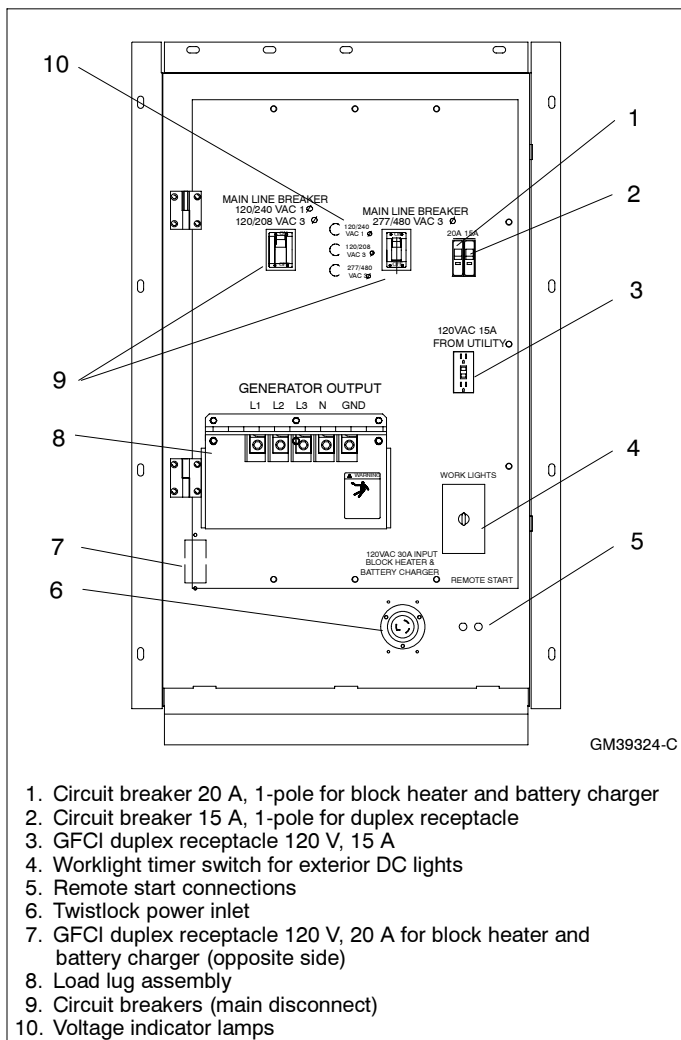
Generator Set Specifications

Model	Alternator Model	130°C Standby Rating						105°C Prime Rating					
		120/240 Volt, 1-Phase		120/208 Volt, 3-Phase		277/480 Volt, 3-Phase		120/240 Volt, 1-Phase		120/208 Volt, 3-Phase		277/480 Volt, 3-Phase	
		Amps	kW/ kVA	Amps	kW/ kVA	Amps	kW/ kVA	Amps	kW/ kVA	Amps	kW/ kVA	Amps	kW/ kVA
40 kW	4P7W	154	37/37	139	40/50	69	40/50	138	33/33	125	36/45	62	36/45
60 kW	4P10W	225	54/54	215	62/78	93	62/78	208	50/50	198	57/71	83	55/69

Generator Set Model	Engine	Fuel Consumption Lph (gph) at Standby Rating				Fuel Consumption Lph (gph) at Prime Rating				Sound Level dBA with Full Load at 21 ft. (7 m)
		25% Load	50% Load	75% Load	100% Load	25% Load	50% Load	75% Load	100% Load	
40REOZJB	John Deere 3029T	4.6 (1.2)	7.4 (2.0)	10.1 (2.7)	13.0 (3.4)	4.3 (1.1)	6.8 (1.8)	9.3 (2.5)	11.6 (3.1)	65
60REOZJB	John Deere 4045T	6.7 (1.8)	10.2 (2.7)	14.0 (3.7)	18.1 (4.8)	5.9 (1.6)	9.8 (2.6)	13.5 (3.6)	17.2 (4.5)	65

Notes: See the respective generator set model's specification sheet for specifications not shown.
 See the Additional Literature table for generator set and controller specification sheet part numbers.

Electrical Power Panel

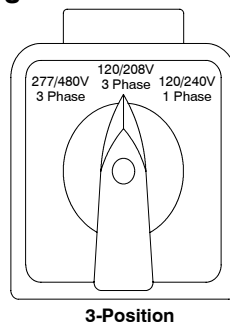


Availability is subject to change without notice. Kohler Co. reserves the right to change the design or specifications without notice and without any obligation or liability whatsoever. Contact your local Kohler® generator set distributor for availability.

Accessories

- ☐ Cable racks for customer-supplied cables
- ☐ Fire extinguisher (10 lb.) mounted in enclosure
- ☐ Fuel/water separator
- ☐ Hydraulic jack and wheel lug nut wrench
- ☐ Interior mounted DC lights (3) with a 0-15 minute, no-lock-on timer
- ☐ Isochronous electronic governor with $\pm 0.25\%$ steady state frequency regulation
- ☐ Rear leveling jacks
- ☐ Spare tire

Voltage Selector Switch



Additional Literature

Generator Set		Controller	
Model	Spec Sheet	Type	Spec Sheet
40REOZJB	G5-204	Decision-Maker™ 3+	G6-30
60REOZJB	G5-206		

DISTRIBUTED BY: