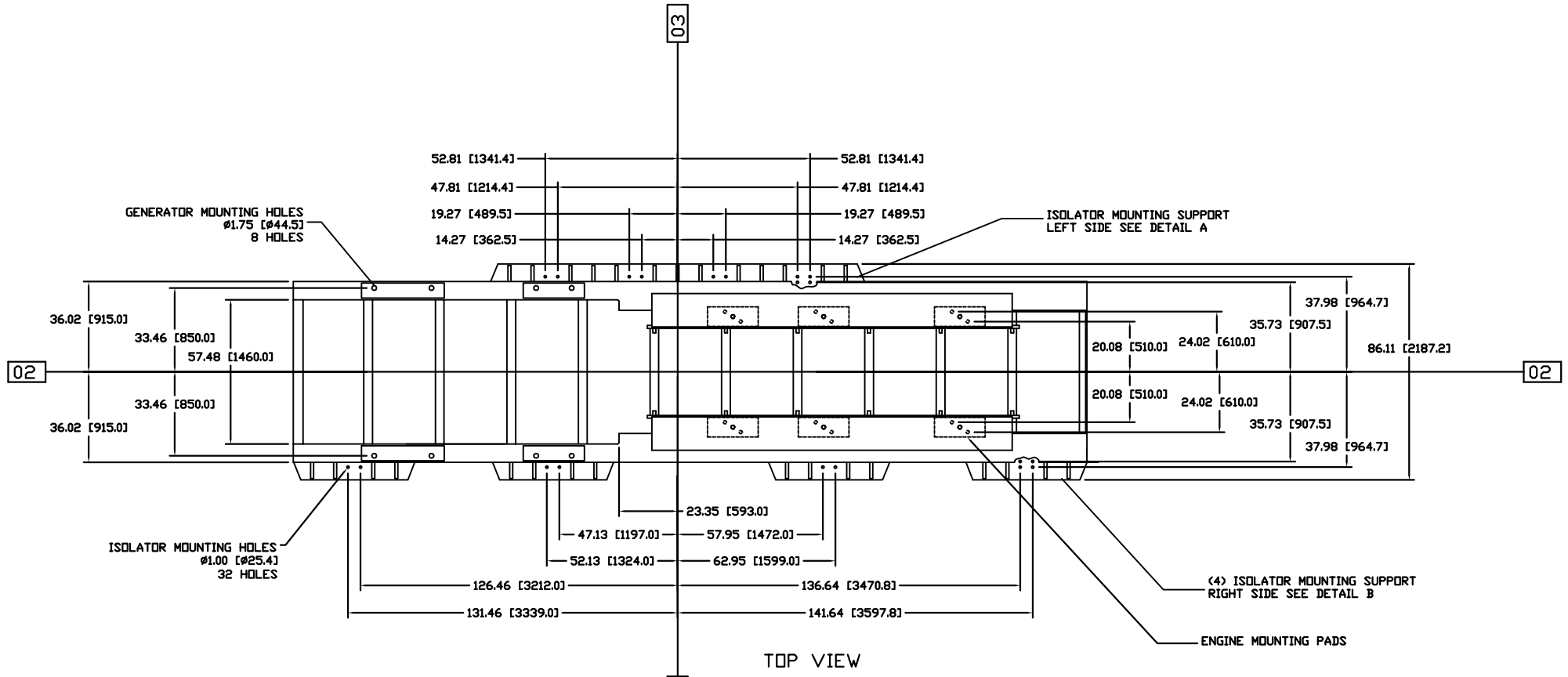

TOP VIEW

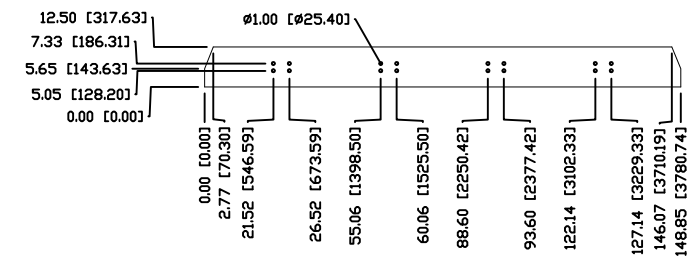

DETAIL A

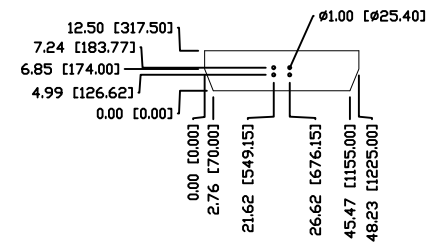

DETAIL B

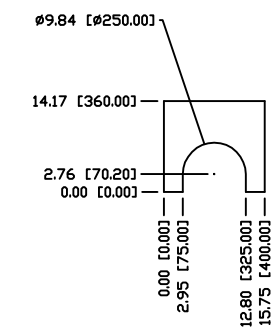

DETAIL C
SCALED X2

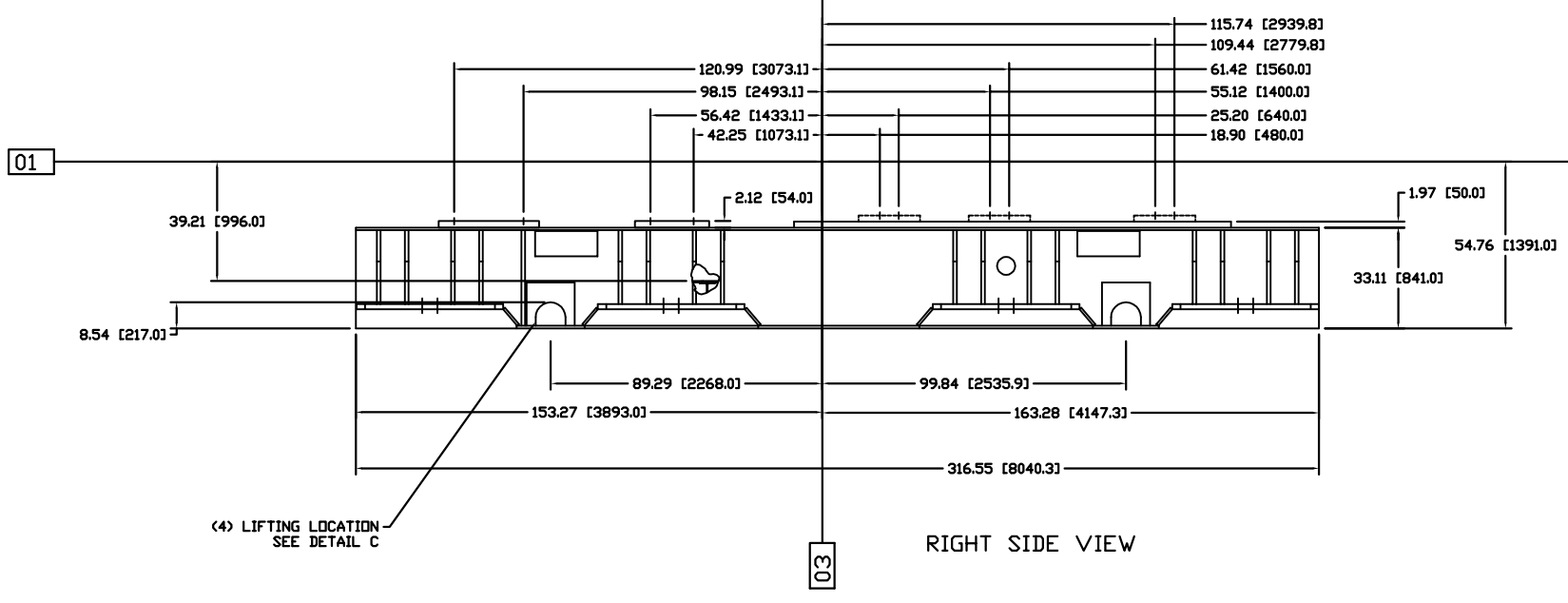

RIGHT SIDE VIEW

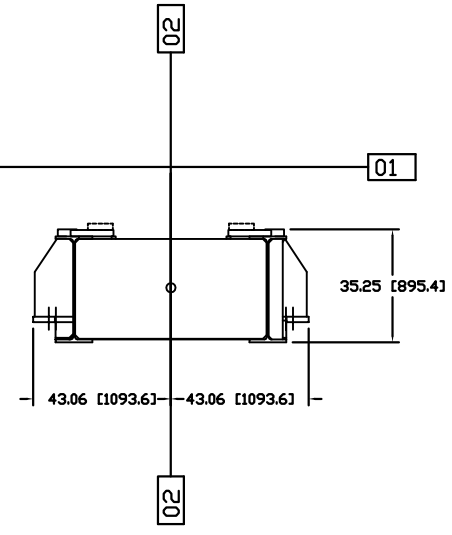

FRONT VIEW

STANDARD REFERENCE POINTS
SIDE VIEWS
(X AXIS) REAR EDGE OF ENGINE RAIL
(Y AXIS) BOTTOM OF ENGINE RAIL
TOP VIEWS
(X AXIS) REAR EDGE OF ENGINE RAIL
(Y AXIS) ENGINE CENTERLINE
REAR VIEWS
(X AXIS) ENGINE CENTERLINE
(Y AXIS) BOTTOM OF ENGINE RAIL
FRONT VIEWS
(X AXIS) ENGINE CENTERLINE
(Y AXIS) BOTTOM OF ENGINE RAIL

* NOTES *

1. ALL DIMENSIONS ARE IN INCHES [MILLIMETER].
2. ALL WEIGHTS ARE IN LBS. [KG].
3. FOR COMPOSITE DRAWING, SEE DWG# M-32575-1.
4. 01 DENOTES CENTERLINE OF CRANKSHAFT.
5. 02 DENOTES CENTERLINE OF ENGINE.
6. 03 DENOTES REAR FACE OF CYLINDER BLOCK.

CHG	DATE	ENGR.	CHCKD	REASON
03	20/04/04	DFRIA	RUACH	AS BUILT
02	20/02/04	DFRIA	RUACH	MOUNTING HOLES
01	02/02/04	DFRIA	RUACH	BASE SHORTENED
00	23/01/04	DFRIA	RUACH	SUBMITTAL

ENGINEERING CHANGES

DRN BY: DEO DATE: 11/25/03
CHK BY: RUACH DATE:
APPD BY: DATE:
CONCEPT ☐ PRELIMINARY ☒ PRODUCTION ☐ AS BUILT ☐
PROJECT NO.:

UNLESS OTHERWISE SPECIFIED
ALL DIMENSIONS ARE ENGLISH

SCALE-
0 25 50 75 100
INCHES

THIRD ANGLE PROJECTION

– TOLERANCE –
UNLESS OTHERWISE SPECIFIED
FRACTIONAL DIM. ± 1/16
TWO PLACE DIM. ± .030
THREE PLACE DIM. ± .015
ANGULARITY ± 1°

THIS PRINT IS THE PROPERTY OF ENERCON AND MUST NOT BE USED IN ANY MANNER DETRIMENTAL TO THEIR BEST INTEREST.

REPORT ALL CHANGES TO ENGINEERING
DO NOT SCALE

SPEC.	DESCRIPTION
REF. ENGINEERING SPEC.	

ENERCON ENGINEERING, INC.
MACHINERY DIVISION
#1 ALTORFER LANE
EAST PEORIA, IL. 61611
TELEPHONE (309) 694-1418
TELEFAX (309) 694-3703

PROJECT DESCRIPTION: CAT 3612 ENGINE WITH ABB GENERATOR PACKAGE
BASE FRAME ASSEMBLY
PROJECT REF.: SAKHALIN II OPF
PARSONS E&C PROJECT

DRAWING NO.
M-32575-2