


Exclusively from your Caterpillar® dealer



STANDBY 55-80 kW 60 Hz

Model	Standby— kW (kVA)	
	LP	Natural
G60F3	60.0 (75.0)	60.0 (75.0)
G80F3	80.0 (100.0)	75.0 (93.8)
G55F3S	55.0 (55.0)	55.0 (55.0)
G75F3S	75.0 (75.0)	70.0 (70.0)

FEATURES

GENERATING SET

- Complete system designed and built at ISO 9001 certified facilities
- Factory tested to design specifications at full load conditions

ENGINE

- Governor, Isochronous Woodward electronic
- Electrical system, 12 VDC
- Cartridge type filters
- Battery, rack, and cables
- Coolant and lube oil drains piped to edge of base

GENERATOR

- Insulation system, class H
- Drip proof generator air intake (NEMA 2, IP23)
- Electrical design in accordance with BS5000 Part 99, IEC60034-1, EN61000-6, NEMA MG-1.33

AUTOMATIC VOLTAGE REGULATOR

- Voltage within $\pm 0.5\%$ 3 Phase and $\pm 1.0\%$ Single Phase at steady state from no load to full load
- Provides fast recovery from transient load changes

COOLING SYSTEM

- Radiator and cooling fan complete with protective guards
- Standard ambient temperatures up to 125° F (52° C)

MOUNTING ARRANGEMENT

- Heavy-duty fabricated steel base with lifting points
- Anti-vibration pads to ensure vibration isolation
- Complete OSHA guarding
- Stub-up pipe ready for connection to silencer pipework
- Flexible fuel lines to base with NPT connections

CIRCUIT BREAKER

- UL/CSA listed
- 3-pole with solid neutral
- NEMA 1 steel enclosure, vibration isolated
- Electrical stub-up area directly below circuit breaker

CONTROL SYSTEM

- EMCP3.1 control panel
- Vibration isolated NEMA 1 enclosure with lockable hinged door
- AC and DC wiring looms

EQUIPMENT FINISH

- All electroplated hardware
- Anticorrosive protection prior to painting
- High gloss polyurethane paint for durability and scuff resistance

QUALITY STANDARDS

- BS4999, BS5000, BS5514, IEC60034, EN61000-6, NEMA MG1-33, NFPA 110 (with optional equipment)

DOCUMENTATION

- Operation and maintenance manuals provided
- Wiring diagrams included

WARRANTY

- All equipment carries full manufacturer's warranty

Exclusively from your Caterpillar® dealer

OPTIONAL EQUIPMENT*

ENCLOSURE

- Weatherproof enclosure (includes internal silencer system)
- Sound attenuated enclosure (includes internal silencer system)
- Panel viewing window
- External emergency stop pushbutton

SILENCER SYSTEM — OPEN UNIT

- Level 1 silencer
- Level 2 silencer
- Level 3 silencer
- Mounting kit
- Through-wall installation kits

ENGINE

- Battery heater
- Lube oil drain pump
- Lube oil sump heater

CIRCUIT BREAKER

- Auxiliary voltfree contacts
- Shunt trip (100+ amp breakers)

GENERATOR

- Anti-condensation heater
- AREP excitation system (3-Phase only)
- Permanent magnet generator
- Generator upgrade 1 size (3-Phase only)

COOLING SYSTEM

- Coolant heater
- Low coolant temperature alarm
- Low coolant level shutdown
- Radiator transition flange

MOUNTING ACCESSORIES

- Seismic (Zone 4) vibration isolators

CONTROL SYSTEM

- Control Panel Removal, AC and DC wiring looms terminated in sockets
- EMCP3.2 control panel

FUEL SYSTEM

- LP gas (vapor)
- LP gas (liquid)
- Natural gas/LP gas (vapor) automatic changeover
- Natural gas/LP gas (liquid) automatic changeover
- Low gas pressure alarm

REMOTE ANNUNCIATORS

- 8- and 16-channel remote annunciator panel (supplied loose)
- Remote annunciator upgrade normal/run control switch
- Remote annunciator upgrade lockdown emergency stop button

MISCELLANEOUS ACCESSORIES

- Toolkit
- Additional operator's manual pack
- Special enclosure color
- UL listing/ CSA certification
- French Language labels

EXTENDED SERVICE CONTRACTS

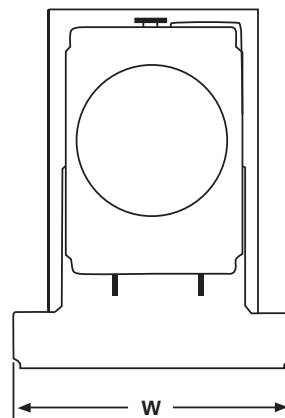
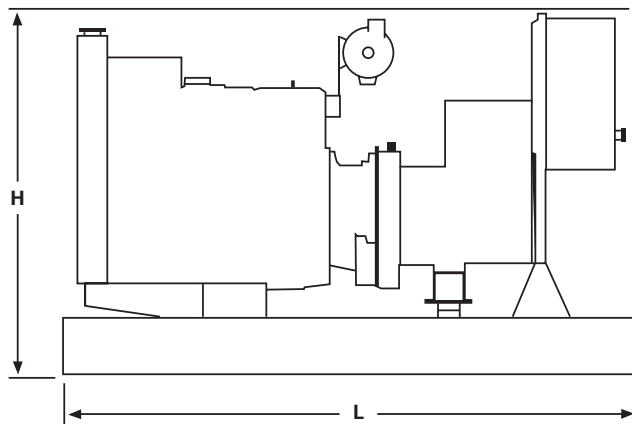
- Extended Service Coverage available

TESTING

- Factory witness test (restricted to 6 hours — full load, 1.0 pf)

*Some options may not be available on all models. Not all options are listed.

GENERATING SET DIMENSIONS AND WEIGHTS



Model	Length in (mm)	Width in (mm)	Height in (mm)	Weight lbs (kg)**
G60F3	102.4 (2600)	43.3 (1100)	57.1 (1450)	2187 (992)
G80F3	102.4 (2600)	43.3 (1100)	57.1 (1450)	2410 (1093)
G55F3S	102.4 (2600)	43.3 (1100)	57.1 (1450)	2275 (1032)
G75F3S	102.4 (2600)	43.3 (1100)	57.1 (1450)	2410 (1093)

NOTE: General configuration not to be used for installation. See specific dimensional drawings for detail.

**Includes oil and coolant

Consult your Olympian representative for more information.

SPECIFICATIONS



GENERATOR

Voltage Regulation . . . $\pm 0.5\%$ 3 Phase and 1.0% Single
Phase at steady state from no load to full load
Frequency . . . $\pm 0.25\%$ for constant load,
no load to full load
Waveform Distortion . . . THD less than 4%,
Radio Interference . . . Compliance with EN61000-6
Telephone Influence Factor . . . TIF <50
per NEMA MG 1-32.11
Telephone Harmonic Factor . . . THF <2%
Stator . . . 2/3 pitch
Type . . . Brushless, self excited,
12 reconnectable leads
Insulation . . . Class H per NEMA MG1-1.66
Temperature Rise . . . Within Class H limits
Overspeed Capability . . . 125%
Available Voltages . . . 1-Phase — 120/240,
110/220
3-Phase — 277/480, 120/240,
120/208
Deration . . . Please consult factory
for available outputs
Ratings . . . At 77° F (25°C), 500 ft. (152.4 m),
60% humidity, 1.0 pf (1-Phase),
0.8 pf (3-Phase)



CONTROL PANEL

NEMA 1 steel enclosure with lockable hinged door
Vibration isolated mounted EMCP3.1 control panel
Single location customer connector point
Electrical stub-up area directly below control panel

RATING DEFINITIONS

Standby — Applicable for supplying continuous electrical power (at variable load) in the event of a utility power failure. No overload is permitted on these ratings. The generator is peak rated (as defined in ISO8528-3).

Exclusively from your Caterpillar® dealer



ENGINE

Manufacturer . . . Ford Motor Co.
Model . . . WSG1068
Type . . . 4-Cycle
Aspiration . . . Natural
Cylinder Configuration . . . V10

Displacement — cu in (L) . . . 415.0 (6.8)
Bore — in (mm) . . . 3.6 (90.2)
Stroke — in (mm) . . . 4.2 (105.8)
Compression Ratio . . . 9.0:1
Governor
Type . . . Electronic
Class . . . A1
Piston Speed — ft/sec (m/sec) . . . 20.7 (6.3)
Air Cleaner Type . . . Replaceable Element

LP Gas

Engine Speed — rpm . . . 1800
Max Power at Rated rpm — hp (kW)
Standby . . . 121.0 (90.1)
BMEP — psi (kPa)
Standby . . . 128.9 (889.0)

Natural Gas

Engine Speed — rpm . . . 1800
Max Power at Rated rpm — hp (kW)
Standby . . . 113.0 (83.9)
BMEP — psi (kPa)
Standby . . . 144.0 (993.0)

Exclusively from your Caterpillar® dealer

G60F3 (3-Phase)

Materials and specifications are subject to change without notice.

Generating Set Technical Data - 1800 rpm/60 Hz		LP Gas		Natural Gas	
		Standby		Standby	
Power Rating	kW (kVA)	60.0 (75.0)		60.0 (75.0)	
Lubricating System Type: Full Pressure Oil Filter: Spin-On, Full Flow Oil Type Required: API CD 15W-40 Total Oil Capacity Oil Pan	U.S. gal (L) U.S. gal (L)	1.5 (5.7) 1.2 (4.7)		1.5 (5.7) 1.2 (4.7)	
Fuel System Generating Set Fuel Consumption 100% Load 75% Load 50% Load	Cfh (m³/hr) Cfh (m³/hr) Cfh (m³/hr)	250.7 (7.1) 187.2 (5.3) 127.1 (3.6)		678.0 (19.2) 508.5 (14.4) 342.6 (9.7)	
Engine Electrical System Ignition System: Electronic, Distributorless Voltage/Ground: 12Vdc/Negative Battery Charging Generator Ampere Rating	Amps	110		110	
Cooling System Water Pump Type: Centrifugal Radiator System Capacity Incl. Engine Maximum Coolant Static Head Coolant Flow Rate Minimum Temperature to Engine Temperature Rise Across Engine Heat Rejected to Coolant at Rated Power Total Heat Radiated to Room at Rated Power Radiator Fan Load	U.S. gal (L) Ft H ₂ O (m H ₂ O) U.S. gal/min (L/min) °F (°C) °F (°C) Btu/min (kW) Btu/min (kW) Hp (kW)	5.3 (20.0) 32.2 (9.8) 2267.0 (143.0) 169.0 (76.0) 8.1 (4.5) 2588.0 (46.0) 1479.0 (26.0) 2.82 (2.1)		5.3 (20.0) 32.2 (9.8) 2267.0 (143.0) 169.0 (76.0) 8.1 (4.5) 2582.0 (45.0) 1479.0 (26.0) 2.82 (2.1)	
Air Requirements Combustion Air Flow Maximum Air Cleaner Restriction Radiator Cooling Air (zero restriction) Generator Cooling Air Allowable Air Flow Restriction (After radiator) Cooling Airflow (@ rated speed) Rate with restriction	Cfm (m³/min) In H ₂ O (kPa) Cfm (m³/min) Cfm (m³/min) In H ₂ O (kPa) Cfm (m³/min)	120.0 (3.4) 10.0 (2.5) 8440.0 (239.0) 678.0 (19.2) 0.5 (0.125) 5721.0 (162.0)		120.0 (3.4) 10.0 (2.5) 8440.0 (239.0) 678.0 (19.2) 0.5 (0.125) 5721.0 (162.0)	
Exhaust System Maximum Allowable Backpressure Exhaust Flow at Rated kW Exhaust Temperature at Rated kW — Dry Exhaust	In Hg (kPa) Cfm (m³/min) °F (°C)	4.5 (15.3) 494.0 (14.0) 1162.0 (628.0)		4.5 (15.3) 494.0 (14.0) 1162.0 (628.0)	
Generating Set Noise Rating* (Without Attenuation) at 3.28 ft (1 m)	dBA	93.6		93.6	
Mains Gas Pressure with gas train	mBAR (In H ₂ O)	Min	Max	Min	Max
		10 (4)	35 (14)	10 (4)	35 (14)
Generating Set Data	277/480V	120/240V		120/208V	
Motor Starting Capability: (kVA) Self Excited PM Excited AREP Excited	163 212 212	127 167 167		127 167 167	
Full Load Efficiencies: Standby Prime	91.1 91.3	90.2 90.6		90.2 90.6	
Reactances (per unit): X _d X' _d Reactances shown are applicable to the LPG standby rating X _q X'' _q X ₂ X ₀	2.76 0.10 0.051 1.66 0.063 0.057 0.005	3.67 0.14 0.068 2.20 0.084 0.076 0.006		3.67 0.14 0.068 2.20 0.084 0.076 0.006	
	Time Constants:	t' _d 50 ms	t'' _d 5 ms	t' _{do} 1354 ms	t _a 8 ms

* dB(A) levels are for guidance only

Consult your Olympian representative for more information.