

BUILT RIGHT - PRICED RIGHT

EASTEY

Shrink Packaging Equipment for the Shrinking World

EASTEY® HOT KNIFE SEALER

W/DUOSEAL® BY REYNOLDS



EM28TK

SEAL SIZES



Side Seals
20", 30", 40"
Front Seals
16", 28", 40", 50",
70", 80" & 100"



EM-TK SERIES: Manual L-Sealer with Reynold's DuoSeal® System insert (4 kinds to choose from) continuously heated seal bar, powered takeaway conveyor, magnet clamping, automatic cycle timing, pin perf, film clamps, and spare parts kit.



Made in the USA

STANDARD FEATURES

Standard features common to all EASTEY Sealers include; all-welded frame of 1/4" cold rolled steel, 5/16th bolt holes throughout for strength and commonality of parts; locking 3" swivel casters; parts drawer in base leg with Instruction Manual. Seal Head Casting equipped with Head Return

Cylinder. Wiring is numbered and color coded for easy repair and replacement. Wide Product Tray with film separation lip for more work room and operating ease. Optional features include Power Film Unwind and Inverting Head. All units supplied with Operations and Parts Manual.

You'll get more with EASTEY

- Rugged, long life design
- Lower cost than comparable models
- Unique Film Cradle for quick, easy film adjustment and changeover
- Positive actuation of Hole Punch and Seal System
- Smooth Seal Head Return with Return Cylinder
- Double Film Rack
- Film Inverter
- Power Film Unwind
- Special Product Guides
- Special Products and Projects (Call us)
- Custom Product Trays
- Electric Hole Punch or Pin Perf
- Easy to operate, maintain and service
- Heavy-duty base with tool parts drawer

MODEL	SEAL			MACHINE				POWER			CRATED		
	DIMENSIONS			DIMENSIONS				REQUIREMENTS			WEIGHT	SHP WT.	
	FRONT	x	SIDE	W	x	H	x	L	VOLTS	PHASE	AMPS		
EM1622TK (in)	22	x	16	27	x	50	x	63	220/110	1	10/20	300 lbs	450 lbs
(cm)	55.88	x	40.64	68.58	x	127	x	160.02	220/110	1	10/20	137 kg	205 kg
EM1636TK (in)	36	x	16	27	x	50	x	91	220/110	1	10/20	400 lbs	550 lbs
(cm)	91.44	x	40.64	68.58	x	127	x	231.14	220/110	1	10/20	159 kg	227 kg
EM16TK (in)	16	x	20	34	x	44	x	63	220/110	1	10/20	500 lbs	700 lbs
(cm)	40.64	x	50.80	86.36	x	111.76	x	160.02	220/110	1	10/20	228 kg	319 kg
EM28TK (in)	28	x	20	34	x	44	x	84	220/110	1	10/20	550 lbs	750 lbs
(cm)	71.12	x	50.80	86.38	x	111.76	x	213.36	220/110	1	10/20	250 kg	341 kg
EM40TK (in)	40	x	20	34	x	44	x	106	220	1	15	650 lbs	850 lbs
(cm)	101.60	x	50.80	86.36	x	111.76	x	269.24	220	1	15	296 kg	387 kg
EM50TK (in)	50	x	20	34	x	44	x	126	220	1	20	750 lbs	950 lbs
(cm)	101.60	x	50.80	86.36	x	111.76	x	320.04	220	1	20	341 kg	432 kg
EM70TK (in)	70	x	20	34	x	44	x	167	220	1	25	850 lbs	1050 lbs
(cm)	177.80	x	50.80	86.36	x	111.76	x	424.18	220	1	25	387 kg	478 kg
EM80TK (in)	80	x	20	34	x	44	x	187	220	1	20	1300 lbs	1600 lbs
(cm)	203.20	x	50.80	86.36	x	111.76	x	474.98	220	1	20	592 kg	728 kg
EM100TK (in)	100	x	20	34	x	44	x	227	220	1	20	1600 lbs	1900 lbs
(cm)	254	x	50.80	86.34	x	111.76	x	576.58	220	1	20	728 kg	865 kg
EM3040TK (in)	40	x	30	43	x	44	x	106	220	1	20	1000 lbs	1300 lbs
(cm)	101.60	x	76.20	109.22	x	111.76	x	269.24	220	1	20	455 kg	591 kg
EM3050TK (in)	50	x	30	43	x	44	x	126	220	1	20	1100 lbs	1400 lbs
(cm)	127.00	x	76.20	109.22	x	111.76	x	320.04	220	1	20	500 kg	637 kg
EM3070TK (in)	70	x	30	43	x	44	x	167	220	1	25	1200 lbs	1500 lbs
(cm)	177.80	x	76.20	109.22	x	111.76	x	424.18	220	1	25	546 kg	682 kg
EM3080TK (in)	80	x	30	43	x	44	x	187	220	1	25	1600 lbs	1900 lbs
(cm)	203.20	x	76.20	109.22	x	111.76	x	474.98	220	1	25	728 kg	865 kg
EM30100TK (in)	100	x	30	43	x	44	x	227	220	1	25	1800 lbs	2100 lbs
(cm)	254	x	76.20	109.22	x	111.76	x	576.58	220	1	25	819 kg	956 kg
EM4040TK* (in)	40	x	40	53	x	44	x	106	220	1	20	1400 lbs	1700 lbs
(cm)	101.60	x	101.60	134.62	x	111.76	x	269.24	220	1	20	637 kg	774 kg
EM4050TK* (in)	50	x	40	53	x	44	x	126	220	1	20	1500 lbs	1900 lbs
(cm)	127.00	x	101.60	134.62	x	111.76	x	320.04	220	1	20	683 kg	864 kg
EM4070TK* (in)	70	x	40	53	x	44	x	167	220	1	25	1700 lbs	2100 lbs
(cm)	177.80	x	101.60	134.62	x	111.76	x	747.98	220	1	25	956 kg	1092 kg
EM4080TK* (in)	80	x	40	53	x	44	x	187	220	1	25	2100 lbs	2400 lbs
(cm)	203.20	x	101.60	134.62	x	111.76	x	474.98	220	1	25	956 kg	1092 kg
EM40100TK* (in)	100	x	40	53	x	44	x	227	220	1	25	2400 lbs	2700 lbs
(cm)	254	x	101.60	134.62	x	111.76	x	576.58	220	1	25	1092 kg	1229 kg

*Powered film unwind included.

JEFF EASTEY ENTERPRISES, INC.

21480 - 147th Avenue North, Rogers, MN 55374

www.eastey.com

Telephone (763) 428-4846

Fax (763) 428-8361

Toll-free (800) 835-9344

eastey@eastey.com

BUILT RIGHT - PRICED RIGHT

WEIGHT, POWER REQUIREMENTS, DIMENSIONS

EASTEY SHRINK TUNNEL MODELS	MACHINE DIMENSIONS (in)					MACHINE DIMENSIONS (cm)					STANDARD POWER VOLTS AMPS PHASE			WEIGHT (lbs) (kg)		CRATED SHP WGT (lbs) (kg)	
	W	x	H	x	L	W	x	H	x	L							
ET1608 ECONO	29	x	49	x	40	73.66	x	124.46	x	101.60	220	40	1	500	228	700	319
EET2010 ECONO	38	x	51	x	49	96.52	x	129.54	x	124.46	220	40	1	600	273	800	364
ET1610-36	24	x	64	x	49	60.96	x	162.56	x	124.46	220	40	1	550	250	750	341
ET1610-48	24	x	64	x	61	60.96	x	162.56	x	154.94	220	50	1	650	296	850	386
ET20	33	x	56-72	x	74	83.82	x	142.40-182.88	x	187.96	220	50	3	900	410	1200	546
ET24	37	x	56-72	x	74	93.98	x	142.40-182.88	x	187.96	220	50	3	1000	455	1250	569
ET36	49	x	56-72	x	74	124.46	x	142.40-182.88	x	187.96	220	50-60	3	1300	591	1600	728
ET48	61	x	56-72	x	74	154.94	x	142.40-182.88	x	187.96	220	80-90-100	3	1700	773	2000	910
ET56	69	x	56-72	x	74	175.26	x	142.40-182.88	x	187.96	220	90-100	3	2000	910	2300	1047
ET70	83	x	56-72	x	74	210.82	x	142.40-182.88	x	187.96	220	100	3	2500	1138	2800	1274

TUNNEL CHAMBER, ROLLER AND CONVEYOR DIMENSIONS

MODELS	CHAMBER DIMENSIONS (in)					CHAMBER DIMENSIONS (cm)					ROLLER WIDTH (in) (cm)		CONVEYOR LENGTH (in) (cm)	
	W	x	H	x	L	W	x	H	x	L				
ET1608	16	x	8	x	30	40.62	x	20.32	x	76.20	16	40.64	40	101.60
EET2010	20	x	10	x	36	50.80	x	25.40	x	91.44	20	50.80	48	121.92
ET1610-36	16	x	10	x	36	40.62	x	25.40	x	91.44	16	40.64	48	121.92
ET1610-48	16	x	10	x	48	40.62	x	25.40	x	121.92	16	40.64	60	152.40
ET20	20	x	4-20	x	52	50.80	x	10.16-50.80	x	132.08	20	50.80	72	182.88
ET24	24	x	4-20	x	52	60.96	x	10.16-50.80	x	132.08	24	60.96	72	182.88
ET36	36	x	4-20	x	52	91.44	x	10.16-50.80	x	132.08	36	91.44	72	182.88
ET48	48	x	4-20	x	52	121.92	x	10.16-50.80	x	132.08	48	121.92	72	182.88
ET56	56	x	4-20	x	52	142.24	x	10.16-50.80	x	132.08	56	142.24	72	182.88
ET70	70	x	4-20	x	52	177.80	x	10.16-50.80	x	132.08	70	177.80	72	182.88

PRODUCTION WIZARD EASTEY COMBO UNIT



MODEL EM16TT

MT SERIES AND TT SERIES. Sealer and Tunnel on a common frame; quick set-up, matching Sealer and Tunnel for perfect alignment and product transfer. Two series - 2 Models each seal size, 16" x 20" 28" x 20".

RETAIL SUPERSTAR ECONO SET



ET1608
TUNNEL



EM1622T
SEALER

DEALER IMPRINT

The **EM1622M, EM1622T, EM1636M** or **EM1636T** Sealer with the **ET1608** or **ET1610** Shrink Tunnel Econo Set provides top quality equipment for limited production needs. 16" x 22" or 16" x 36" seal size... Manual or Takeaway Conveyor Model; 110 or 220 volts (EM1622 only). ET1608 Tunnel Chamber size: 16"W x 8"H x 30"L. ET1610 chamber size: 16"W x 10"H x 30"L. (Ask for Eastey Econo Set brochure.)

(Rev. 6/07)

BUILT RIGHT - PRICED RIGHT

BUILT RIGHT - PRICED RIGHT



Shrink Packaging Equipment for the Shrinking World

SHRINK TUNNELS



ET1610-36

MODELS

ET1610-36 ET1610-48*
CHAMBER HEIGHTS: 10"
CHAMBER WIDTHS: 16"

MODELS

ET20* ET24 ET36 ET48 ET56 ET70
CHAMBER HEIGHTS: 8" - 12" - 16" - 20"
(optional heights up to 32")
CHAMBER WIDTHS: 20" - 24" - 36" - 48" -
56", 70"

* Stainless steel models by special order.

ET1610-36, ET1610-48,
ET20, ET24, & ET36 MODELS
ARE UL-APPROVED,



ET2012

**Shrink Packaging
Equipment
for the
Shrinking World**

EASTEY ENTERPRISES, INC.

21480 - 147th Ave North, Rogers, MN 55374
Phone: 763/428-4846 Fax: 763/428-8361 Toll Free 800/835-9344
www.eastey.com eastey@eastey.com
Copyright © 2005 Eastey Enterprises, Inc., All Rights Reserved



Made in the USA

BUILT RIGHT...PRICED RIGHT

Proven over and over again, these EASTEY Shrink Tunnels provide you with all the quality features found in much higher priced machines. They are designed and built to give you all the performance features needed for positive shrink in many kinds of Shrink Wrap requirements

All controls are mounted on a pull-down panel for easy set-up and maintenance. Ruggedly built with an all-welded steel base, these units provide the power and versatility needed to get your job done for a wide range of applications.

STANDARD PACKAGES PER MINUTE BASED ON AVERAGE SIZED PACKAGES:

ET1608 8-10 PACKAGES PER MINUTE

ET1610-36 15 PACKAGES PER MINUTE

ET1610-48, EET2010 30 PACKAGES PER MINUTE

ET20, ET24, ET36, ET48, ET56 UP TO 50 PACKAGES PER MINUTE

STANDARD FEATURES

- Positive Shrinking of all products assured with 4-directional air flow (2 sides, top and bottom).
- Bases supplied with locking casters and leveling adjusters.
- Variable Speed Conveyor has rollers on 1-1/2" centers.
- Stainless Steel Mesh Conveyor, or "Live" Rollers; optional "dead" rollers on request.
- Sealed Bearings - not bushings - on drive and idler shafts.
- Variable Air Flow.
- 440 or 480 Volt Available.
- Chain Drive powered by an Industrial Gear Motor.
- Solid State Temperature Controller.
- Removable Air Return Screen.
- Quiet, Safe Conveyor Operation.
- 3 Heater Banks: 14, 16, 18 KW to match chamber openings for MODELS ET20, 24, 36, 56 & 70. 7.5 KW for MODELS ET1608, EET2010 & ET1610-36. 10 KW for MODEL ET1610-48.
- Tube, High Speed, & Bundling Tunnels - see separate brochure.


RUGGED DESIGN SIMPLICITY

TUNNEL CONTROLS




1. Conveyor Speed.
2. Heater Bank ON-OFF Switch.
3. Power ON-OFF Switch.
4. Thermostat Control.

FOLD-DOWN CONTROL PANEL FOR EASE IN SERVICING



STAINLESS STEEL MESH CONVEYOR



**NO EXTRA CHARGE IF ORDERED
AS ORIGINAL EQUIPMENT**

FOUR-DIRECTIONAL AIR FLOW



Positive Shrinking of all products assured with
4-Directional Air Flow (2 sides, top and bottom).

ACCOUNT NO.	DATE SHIPPED	SHIPPED VIA	REMARKS	YOUR ORDER NUMBER
-------------	--------------	-------------	---------	-------------------

004628 Reg01/16/06 EASTY SHIP DIRECT

PD#594.9

QUANTITY			DESCRIPTION	UNIT PRICE	AMOUNT
ORDERED	SHIPPED	B/O			
EE28T	1		1 EASTY EM28TK L-SEALER, HOT KNIFE, CSTRS,	8,568.00	8,568.00
EE24T	1		1 EASTY ET24TK TUNNEL, LIVE ALRS, CSTRS, DO	8,750.00	8,750.00
EE28T	1		1 EASTY FILM SEPARATOR ROD	2.00	2.00
EE28T	1		1 MACHINE DISCOUNT W. 1 YR FILM COMMITMEN	1,000.00	1,000.00
X	1		1 SEALER SN# 157928TPPP	2.00	2.00
X	1		1 TUNNEL SN# 299241CTL	2.00	2.00
TERMS			1 NET 3 DAYS	2.00	2.00

SUB-TOTAL: 7,384.00

DELIVERY: 2.00

TAX: 2.00

TOTAL: 7,384.00

* Happy New Year * Winter Weather could affect Deliveries, * Order Early *


Thank You

ORIGINAL

Item	P/N	QTY	UNIT	Description	Price	Ext Price
1		1	Each	Console, Casters, Film Separator Rod, Wide Opening L- Bar (28" L x 20" Wide Long) (Requires: 220 Volt, 1PH, 10 amp)	\$ 8,568.00	\$ 8,568.00
2		1	Each	MODEL ET 2412 Shrink tunnel with Live Roller conveyor system, Console base with Casters (Requires: 208/220 Volt, 3 PH, 50 Amp.)	\$ 8,750.00	\$ 8,750.00
				(includes installation & setup)		
3		5	Roll	Shrink film 14" x 2620 Ft x 100 ga.(approx. 34 per yr.)	\$ 131.00	\$ 655.00
4		2	Roll	Shrink film 18" x 2620 Ft x 100 ga.(approx. 10 per yr.)	\$ 170.00	\$ 340.00
5		2	Roll	Shrink film 24" x 2620 Ft x 100 ga.(approx. 6 per yr.)	\$ 226.00	\$ 452.00
				<i>Free Sample Rolls of Above</i>		
	<i>Note:</i>			Shrink film has been discounted. Above sizes also available in 125, 150 ga. (X-cept 18" Inch - only 100, 150) Add \$ 1.00 per gauge to roll price		
6		1	Each	Less 5 % Special Machine Discount based on (1) one year film Commitment	\$ 866.00	\$ 866.00
				Subtotal Machine Items:		\$ 16,452.00 ✓
				Plus Shipping:	F.O.B. Factory	
				Total of Machinery & Film		\$ 17,899.00
				Note: Customer will Supply Trucker - (3rd party Billing)		

Features (L- Sealer) EM28TK Include:

- Manual L-Sealer with Spare Parts Kit (125 ° degree angle)
- Duo Seal by Reynolds Hot Knife sealing system with Silverstone Cutting Roll
- Easy to operate, maintain and service
- Parts drawer w/instruction manual in leg of base
- Automatic cycle timing
- Take-away conveyor
- Film clamps
- Pin Perf
- Positive actuation of seal system
- Welded frame of ¼" cold rolled steel
- 5/16" bolt holes throughout frame
- Locking 3" casters
- Smooth seal head return with head return cylinder
- Unique film cradle for quick, easy film adjustment and return with changeover
- Wiring is numbered and color coded for ease of repair and replacement



SEAL DIMENSIONS: 28" L x 20" W

Standard features common to all EASTEY Sealers include; all-welded frame of 1/4" cold rolled steel . . . 5/16th bolt holes throughout for strength and commonality of parts; locking 3" swivel casters; parts drawer in base leg with Instruction Manual. Seal Head Casting equipped with Head Return Cylinder. Wide Product Tray with film separation lip for more work room and operating ease. All units supplied with Operations and Parts Manual.

Model EM28TK L-Sealer is Priced at *Special Year end Price \$ 8,568.00

WEIGHT, POWER REQUIREMENTS & DIMENSIONS:

- MACHINE WEIGHT: 550 lbs. 250 kg
- ELECTRICAL: 208/220 volts 1 phase 10 amps
- MACHINE DIMENSIONS: 34" x 44" x 84"
- SEAL DIMENSIONS: 28" L x 20" W
- ESTIMATED SHIPPING WEIGHT: 750 lbs.



OPTIONS AVAILABLE: (The film separator option is included in above price)

*Film Separator/ Rod Adjustable Height (Lifts film for easy product loading) \$ 800.00


FEATURES ON THE ET2412 SHRINK TUNNEL INCLUDE:

- Bases supplied with locking casters
- Fold down control panel for ease in servicing
- Leveling adjusters
- Positive shrinking of all products assured with 4-directional airflow (2 sides, top, and bottom).
- Quiet, safe conveyor
- Removable return air screen
- Sealed bearings, not bushings, on drive and idler shafts
- Solid state temperature controller
- Variable airflow
- Variable speed conveyor
- Dead roller conveyor system
- UL listed

Inside Dimensions:
26" W x 12" H x 52" L

WEIGHT, POWER REQUIREMENTS & DIMENSIONS:

- **MACHINE WEIGHT:** 900 lbs
- **ELECTRICAL:** 208/220 volts 3 phase 50 amps
- **MACHINE DIMENSIONS:** 30" x 64" x 74"
- **CHAMBER SIZE DIMENSIONS:** 26" W x 12" H x 52" L
- **ROLLER WIDTH:** 20"
- **CONVEYOR LENGTH:** 72"
- **EST. SHIPPING WEIGHT:** 1200 lbs



Warranty: 1 Year on parts

ET 2412 Tunnel Price.... \$ 8,750.00