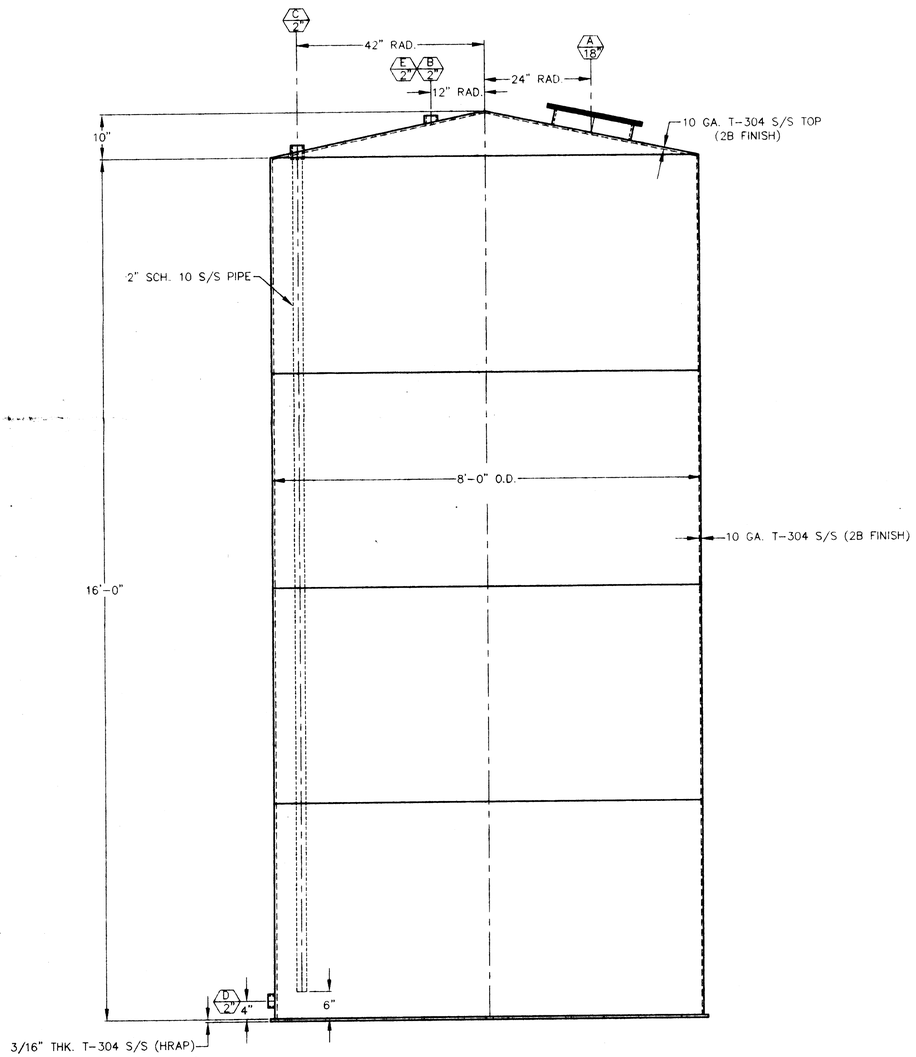

ELEVATION

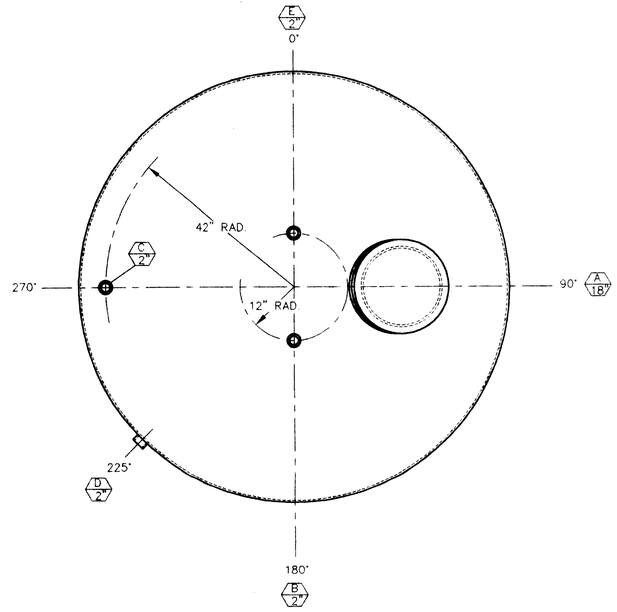

ORIENTATION

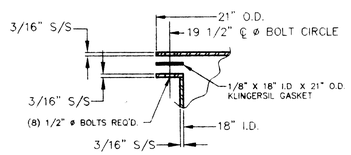

NOZZLE "A" DETAIL

* : SEE DETAIL

NOZZLE SCHEDULE

MK.	SIZE	QUAN.	NOZZLE TYPE	NOZZLE RAT'G.	NOZZLE MAT'L.	NECK SCH.	NECK MAT'L.	RE-PAD THK.	RE-PAD O.D.	PROJ.	ORIENT.	SERVICE
A	18"	1	*	NA	T-304	NA	T-304	NA	NA	4"	90°	MANWAY
B	2"	1	H.C.	150#	T-304	NA	NA	NA	NA	NA	180°	VENT
C	2"	1	F.C.	150#	T-304	NA	NA	NA	NA	NA	270°	INLET W/ DIP TUBE
D	2"	1	H.C.	150#	T-304	NA	NA	NA	NA	NA	225°	OUTLET

DESIGN DATA

SHELL DESIGN PRESSURE & TEMPERATURE	ATMOSPHERIC
COIL DESIGN PRESSURE & TEMPERATURE	NA
JACKET DESIGN PRESSURE & TEMPERATURE	NA
MDMT	NA
HYDROSTATIC TEST PRESSURE OF SHELL	NA
HYDROSTATIC TEST PRESSURE OF COIL	NA
HYDROSTATIC TEST PRESSURE OF JACKET	NA
CORROSION ALLOWANCE	NA
RADIOGRAPHY / STRESS RELIEF	NA
JOINT EFFICIENCY OF SHELLS	NA
JOINT EFFICIENCY OF HEADS	NA
TYPE HEADS	NA
CODE	NA
SMOOTH-ON P.O. NO.	042397 RAS

MATERIAL SPECIFICATIONS

SHELL	10 GA. T-304 S/S (2B FINISH)
CONE TOP	10 GA. T-304 S/S (2B FINISH)
FLAT BOTTOM	3/16" THK. T-304 S/S (HRAP FINISH)
FLANGE SPECIFICATION	NA
EXTERNAL PIPE SPECIFICATION	NA
INTERNAL PIPE SPECIFICATION	NA
GASKETS	1/8" NON-ASBESTOS
BOLTS	SA-193 GR. B7
SUPPORTS	NA
INSULATION	NA
PAINTING SPECIFICATION	NA

GENERAL NOTES

1. PROJECTION MEASURED FROM CENTERLINE (OUTSIDE) OF VESSEL TO EXTREME FACE OF FLANGE.
2. NOZZLE BOLT HOLES TO STRADDLE 0°-180° CENTERLINE OR ITS PARALLEL UNLESS NOTED OTHERWISE.
3. ALL FLANGES, OPENINGS, AND MACHINED SURFACES TO BE COVERED PRIOR TO SHIPMENT.

Weight @ 3,500 lbs each.

NO	DATE	REMARKS	BY
C	5-29-97	ADDED NOZZLE "E"	CLD
B	5-16-97	GENERAL REVISIONS	CLD
A	5-15-97	GENERAL REVISIONS	CLD

REVISIONS

Eisenback Equipment Sales, Inc.
Camden, SC
803-432-8199

CUSTOMER: SMOOTH-ON INC. Gillette, NJ

PURCHASE ORDER NO.

TITLE: (3) 6000 GALLON T-304 S/S VERTICAL STORAGE TANKS

CHECKED BY: | DATE: 5-06-97 | DWG. NO. 61097 | REV. NO. C

DRAWN BY: CLD | SCALE: 3/4"= 1'-0" | SHEET 1 OF 1